



DILLENTM
PRODUCTS

Online Version
Winter 2005 - 2006



Keeping Your Growing Company Growing

NEW! Pro CalTM picturePotTM
& Nursery Containers

NEW!
Products Inside
Pages 9, 10, 23, 32

NAHSA
MEMBER


America
in Bloom
Founding
Steward
Platinum

Table of Contents

About Dillen2

Custom Colors, Labeling, Specialty
Printing & Graphic Design Services . . .3 - 4

NEW! picturePot™ Graphic
Containers by Pro Cal™5

Injection-Molded Products

Thinwall Pots6 - 7

Hanging Baskets8 - 9

Color Products10 - 11

NEW! Listo™ Decorative Planters . . .12 - 13

NEW! Akro-Mils™ Planters13

Injection Flats14

Injection Trays15

Bulb Pans16

Support Cages16

Specialty Items17

NEW! Pro Cal™ Injection & Pressure-
Formed Nursery Containers18 - 19

Dillen Nursery Pots20

DEKO Covers™21

Injection Plug Trays22

Vacuum-Formed Products

Vacuum Plug Trays23

Vacuum Inserts24 - 25

Vacuum Pots & Compatible Trays . . .26 - 27

Vacuum Carrying Trays28 - 29

Watering Trays30

Specialty Packs & Trays30

Water Collectors30

Vacuum Flats31

Vacuum Propagation
Sheets, Strips, & Flats32

Carry Tray Compatibility Chart33

Dillen Manufacturing & Capabilities . .34 - 35

The Grower's Container Supply Chain: Myers
Industries' Horticultural Companies35

Keeping Your Growing Company Growing...

Dillen® is the leading U.S. manufacturer of horticultural growing containers, with a product offering of more than 400 high quality, injection-molded and thermo-formed grower products, *plus an extensive selection from its sister companies— Listo Products™, Akro-Mils Lawn & Garden™, and the latest addition, Pro Cal™.*

Dillen's dedication to the grower industry is rooted in our commitment to continuous new product development—a process that relies on input from growers about all facets of their operations. Our industry-leading product line-up is backed by broad manufacturing capabilities, coast-to-coast availability through our dedicated North American distributor partners, and knowledgeable sales and customer service personnel to develop the best solutions for your business. Plus we provide complete in-house graphic design, printing, and labeling services to help you create branding and merchandising programs that grow your sales and build customer loyalty.



Now more than ever, you can rely on the best selection, quality, service, and innovation from Dillen— dedicated to “Keeping Your Growing Company Growing.”



Listo™

AKRO-MILS™
Lawn & Garden Products

New from Dillen! Growers can now choose from the rich colors and textures of **Listo's** unique, decorative grower containers, plus decorative indoor and outdoor containers from **Akro-Mils**— available from Dillen and its U.S. distributor partners. **See pages 12-13**

Pro Cal™
Containers for Growing Demands

Welcome to the Pro Cal™ brand! Dillen is proud to provide growers with the latest injection and pressure-formed nursery containers from **Pro Cal**, available in a variety of sizes and colors with printing options. Plus, we now offer *the ultimate* in printed containers with the Pro Cal *picturePot*™ — delivering vibrant colors and photographic quality images! **See pages 5 and 18-19**

New Measurements: Due to the new national “Weights and Measures” initiative, you will find inside diameter (ID) and outside diameter (OD) specifications, where applicable.

Volume measurements are calculated on maximum dry volume (cubic inches = Cu. Inch) and maximum liquid volume, both in U.S. and metric formats, where applicable:

- Fluid Ounce(s) = fl oz
- Quart(s) = qt
- milliliters = ml
- Pint(s) = pt
- Gallon(s) = gal
- liters = l

Custom Colors, Labeling & Specialty Printing—



Get Noticed & Increase Sales *with Packaging for Your Plants!*

It's what's **in and on** your container that creates an attractive package to enhance the beauty and value of your plants, get your brand noticed, and grow sales!

Dillen makes creating your impressive package easy and affordable by marrying plant materials with complementary containers, decorated in vivid colors or dynamic graphics. From mandatory "weights and measures" specifications to simple bar codes and care instructions, bold six-color graphics, and national promotions— your plants will stand out in the crowd.

Plus, our in-house design team will work with you to create custom graphic solutions for your marketing and retailing requirements. And our printing and labeling operations work around the clock to get you the products you need, when you need them.

Adhesive Labeling

- Labels from simple 1" x 1" black-on-white to larger sizes in multiple colors
- Incorporate graphics, bar code information, care instructions, and more all on the same label!
- Vinyl labels are smudge, chemical, and water-resistant

Custom Colors

- Separate your crop from the competition!
- Creates an immediate brand recognition at retail
- Special order colors available with minimum quantity orders and lead time notice (see page 4)



Inkjet Printing

- Black ink printed directly onto light-colored containers with flat sides
- Use for bar codes, plant identification, care instructions, etc.
- Bar codes are verified for correct scanning




Minimum quantities and lead times apply to all labeling, printing and color orders— see page 4

For more information, call 1-800-225-7712.

Offset Printing— Design & Printing that Lets You Stand Out in a Crowd!



- Offset printing can establish grower brand identity as impressive as the plants themselves.
- Bright color for high impact at retail; can be up to six colors and wrapped around the pot.
- Available for many round Thinwall Pots and Nursery Containers— Look for the  symbol.
- Utilize our in-house graphic designers for custom art or provide your own materials.
- Unlimited possibilities to help grow your business and win customer loyalty!

In-House Graphic Design

- Our in-house graphics team helps you create a complete “package” to grow your sales and profits.
- Custom logos, illustrations, photography, and full-color artwork tailored to your branding, marketing, and retailing needs.
- Copywriting to create your unique message.
- Digital proofs for your approval prior to printing.
- Personal service and quick turnaround.



Process	Container Sizes	Colors	Min Order	Lead Time*
Inkjet printing	Many containers with flat surfaces (squares, inserts, etc.)	Black (on light-colored surface)	1 plt/1 case	4 weeks
Adhesive labels	Most containers	1-6 Color	20,000	4 weeks
Offset printing	Specific Rounds: 03.50 Standard to T2G	1-6 Color	50,000	6-8 weeks

* Lead time starts from your final approval of digital artwork.

* Lead time may be longer during peak season: November through March.

A **NEW!** and revolutionary way to package, display and promote your plants.

Available exclusively from **Pro Cal** and **Dillen!**

Ideal for showcasing herbs, veggies, flowers, new marketing promotions, or providing plant information, the sky is the limit when it comes to the possibilities of the unique, custom-made picturePot™ application.

These polypropylene plastic containers incorporate the same unique Pro Cal bottom drain design as thermoform and injection molded products. The innovative printing and plastic forming operation allows us to produce high-quality, four color process printing at speeds unmatched in the horticultural container industry. Ask about picturePot™ today to create personalized packaging that gets your plants noticed!

picturePot™

by Pro Cal



All that you can imagine... picturePots are made to order with your supplied artwork or custom photos, art, text, bar codes, and logos

Several popular sizes available!



Carrier Trays available



Item	Description	Pots per Tray	Dimensions		Dry Volume		
			Height x Top Dia. x Bottom Dia. Inches	Height x Top Dia. x Bottom Dia. cm	Cu. Inch	ml / liters	
Pots*							
0300000	300 CC PP	–	3-1/3" x 3-1/2" x 2-2/3"	8.38 x 8.89 x 6.60	20.63	0.33 ml	
0500000	500 CC PP	–	3-3/4" x 4" x 3"	9.65 x 10.31 x 7.75	32.38	0.53 ml	
0900000	.9L PP	–	4-3/4" x 4-5/8" x 3-1/2"	12.06 x 11.68 x 8.89	55.75	0.91 ml	
1800000	1.8L PP	–	4-1/4" x 6" x 5"	10.79 x 15.24 x 12.70	87.00	1.42 l	
2400000	2.4L PP	–	6-1/2" x 6-3/8" x 5"	16.51 x 16.25 x 12.7	150.50	2.46 l	
Compatible Trays							
030DSTR18	300 DT	18	21-1/2" x 10-3/4" x 3-3/8"	54.61 x 27.43 x 8.44			
030FFLR12	300 FFT	12	21-1/4" x 7" x 3-3/8"	53.97 x 17.78 x 8.47			
050DSTR15	500 DT	15	20-3/4" x 12-1/2" x 2"	50.8 x 31.75 x 5.08			
050FFLR10	500 FFT	10	20-1/2" x 8-1/4" x 3-7/8"	52.07 x 20.95 x 9.84			
090DSTR12	.9L DT	12	21-1/2" x 12-1/2" x 2"	54.61 x 31.75 x 5.08			
090FFLR8	.9L FFT	8	18-7/8" x 3-3/8" x 4-3/4"	47.94 x 23.81 x 12.06			
180DSTR6	1.8L DT	6	19-1/2" x 12-3/4" x 2-1/2"	49.53 x 32.38 x 6.35			
180FFLR6	1.8L FFT	6	19-1/4" x 12-1/8" x 4-5/8"	48.89 x 32.38 x 11.74			
240DSTR6	2.4L DT	6	19-1/2" x 12-3/4" x 2-1/2"	49.53 x 32.38 x 6.35			
240FFLR6	2.4L FFT	6	19-5/8" x 13" x 6-1/2"	49.84 x 33.02 x 16.51			

*NOTE: All picturePots are custom order items; call for details on artwork DT = Display Tray FFT = Flat Filler Tray

For more information, call 1-800-225-7712.

Thinwall Pots

Dillen's line of Thinwall (TW) containers provides the grower with a multitude of options in style, shape, and color, as well as packaging. All Thinwall containers are manufactured with high-grade polypropylene. For most sizes, our standard stock color is green, although black, white, and clay are additional options. Bulk packaging is also available for most sizes, which allows for more efficient shipping and storage while providing additional savings to the grower.



Garden Mum Colors

We have at least six popular choices in size and style that growers request for the Garden Mum crop. Special colors available include pink, yellow, bronze, purple, red, and white. We also have Carry Trays for most sizes.



High-gloss finish for ease of cleaning and label adhesion; matte finish on some Round and Square Pots

Rounds

Several new sizes of round Thinwall Pots have been added, with emphasis on expanding the selection of choices with Tag Locator (TL) slots. We now offer more than 25 sizes to choose from, including all of the popular styles such as azalea, standard round, geranium, jumbos and mum pans. We can offset print on over 15 different sizes. We also offer several sizes in a garden mum color selection (see above inset).

Product/Description	Carton Pack	Cartons/Pallet	Bulk Qty.	Color	Dimensions			Height		Volume		Tray Compatibility		
					Inside Diameter Inches	Outside Diameter cm	Outside Diameter Inches	Inches	cm	Max. Dry Cu. Inch	Max. Liquid U.S. metric			
Thinwall Round														
[P] 03.50 STD TL TW	1,225	36	46,750	Wh/Gn	3-11/32"	8.48	3 1/2"	8.89	3 1/4"	8.26	17.64	10 fl oz	295 ml	CTR3512(V)
[P] 04.00 AZ TW	1,980	32	42,000	Wh/Gn	3 13/16"	9.68	4"	10.16	2 7/8"	7.30	22.43	12 fl oz	354 ml	CTA415(V), 4/10/4 IST(I), 4/12/8 IST(I), 4/15/4 IST(I)
[P] 04.00 GER TRAD TW	800	32	26,640	Wh/Gn	4"	10.16	4 1/16"	10.31	3 5/8"	9.21	28.65	1.00 pt	473 ml	4/12/8 IST(I), 4/10/4 IST(I), 4/15/4 IST(I)
[P] 04.00 STD TW	1,550	32	42,000	Wh/Gn	3-27/32"	9.75	4"	10.16	3-1/2"	8.89	27.95	14 fl oz	414 ml	CTR410(V), CTR415(V), 4/12/8 IST(I), 4/15/4 IST(I), 4/10/4 IST(I)
[P] 04.25 GER TL TW	680	40	31,500	Wh/Gn	4-3/32"	12.55	4 1/4"	10.80	3-13/16"	9.69	34.16	1.18 pt	558 ml	CTG42510(V), CTG4258(V), 04.25X16.00 TEMPLATE WEST COAST(I)
[P] 04.50 GER TW	850	40	34,410	Wh/Gn	4-5/16"	10.95	4 1/2"	11.43	3-13/16"	9.69	36.90	1.25 pt	591 ml	CTG4515(V), KG2(V), 4.5/12/8 IST(I), CTG4512(V), CTG458(V)
[P] 04.50 GER TL TW	850	40	34,410	Wh/Gn	4-5/16"	10.95	4 1/2"	11.43	3-13/16"	9.69	36.90	1.25 pt	591 ml	CTG4515(V), KG2(V), 4.5/12/8 IST(I), CTG4512(V), CTG458(V)
[P] 04.50 GER TRAD TW	830	40	34,410	Wh/Gn	4-11/32"	11.02	4-1/2"	11.43	3-3/4"	9.53	41.54	1.37 pt	648 ml	CTG4515(V), KG2(V), 4.5/12/8 IST(I)
[P] 05.00 AZ TL TW	792	36	32,400	Wh/Gn	4-27/32"	12.30	5"	12.70	3-5/8"	9.21	48.06	1.62 pt	766 ml	CTA58(V), 5/8/5 IST(I)
[S] 05.00 AZ TALL TW	550	36	21,600	Wh/Gn	4-13/16"	12.22	5"	12.70	5-1/16"	12.77	62.82	1.12 qt	1.05 l	5/8/5 IST(I)
[P] 05.00 AZ JUM TW	657	36	27,000	Wh/Gn	4-13/16"	12.22	5"	12.70	4-1/16"	10.32	55.00	1.93 pt	913 ml	CTAJ58(V), 5/8/5 IST(I)
[P] 05.50 AZ TRAD TW (TX600)	544	32	20,000	Wh/Gn	5-1/4"	13.34	5-13/32"	13.74	4-9/16"	11.59	78.89	1.37 qt	1.29 l	CTA556(V), CTA558(V), 5.5/8/5.5 IST(I), 5.5/6/5.5L IST(I)
[P] 06.00 AZ TW	560	32	20,000	Wh/Gn	5-13/16"	14.76	6"	15.24	4-1/4"	10.80	77.90	1.37 qt	1.29 l	CTA66(V), CTA66L(V), 6/6/10 IST 1 & 2(I) 6/6/8 IST(I)
[P] 06.00 AZ JUM TW	528	32	18,200	Wh/Gn	5-7/8"	14.92	6-1/16"	15.39	4-15/16"	12.55	95.80	1.68 qt	1.58 l	CTAJ66(V), 6/6/8 IST(I), CTAJ66L(V), 6/6/10 IST 1 & 2(I) 6J/6/10L IST(I)
06.00 STD TW	440	32	14,625	Wh/Gn	5-29/32"	12.29	6"	15.24	5-3/4"	14.61	106.85	1.87 qt	1.77 l	CTR66(V), Sunnyside(I), 6/6/10 IST, 1 & 2(I), FPR63(V), 6/6/8 IST (I)
06.50 AZ TW	328	48	15,105	Wh/Gn	6-11/32"	16.10	6-1/2"	16.51	4-5/8"	11.75	101.54	1.75 qt	1.66 l	CTA656(V), 06.50 Carryall, 1G/6/10 IST(I), FPG16(V)
06.50 AZ TRAD TW M	240	48	13,250	Wh/Gn	6-5/16"	16.03	6-1/2"	16.51	4-15/16"	12.55	115.69	1.81 qt	1.71 l	CTAJ656(V), 06.50 Carryall(I)
07.00 AZ TW	150	66	12,650	Wh/Gn	6-13/16"	17.30	7"	17.78	5-1/16"	12.86	126.96	2.00 qt	1.89 l	
07.50 AZ TW	264	36	N/A	Wh/Gn	7-5/16"	18.57	7-1/2"	19.05	5-7/16"	13.82	158.56	2.65 qt	2.50 l	
[P] JR MUM TW	300	36	11,500	Wh/Gn	7-9/32"	18.49	7-1/2"	19.05	5-1/2"	13.97	160.52	2.75 qt	2.60 l	
[S] 08.00 AZ TW	138	48	8,960	Wh/Gn	7-27/32"	19.91	8"	20.32	5-9/16"	14.12	186.85	3.09 qt	2.92 l	CTA84(V)
08.00 STD STOCK TW (No Dish)	100	30	6,300	Gn	8-1/3"	21.15	8-7/16"	21.43	7-1/8"	18.10	262.87	3.81 qt	3.60 l	Hanger E-10 or E-10L
[P] 08.00 x 05.00 MUM PAN TW	150	50	9,000	Bk	7-25/32"	19.76	8"	20.32	5-1/16"	12.86	173.70	3.00 qt	2.83 l	CTM84(V)
08.50 AZ TW	144	48	9,000	Wh/Gn	8-5/16"	21.11	8-1/2"	21.59	5-13/16"	14.76	226.07	3.93 qt	3.71 l	
09.00 x 06.50 MUM PAN TW	54	60	5,300	Bk	8-27/32"	22.38	9"	22.86	6-9/16"	16.67	274.97	1.25 gal	4.73 l	
10.00 AZ TW	90	40	4,450	Wh/Gn	9-3/4"	24.77	10"	25.40	7-1/2"	19.05	359.16	1.75 gal	6.62 l	
10.00 STD STOCK TW (No Dish)	72	40	3,500	Gn	8-7/8"	25.54	9-63/64"	25.34	8-3/4"	22.23	354.28	1.50 gal	5.67 l	Hanger E-10 or E-10L

[S] = Seasonal Availability [P] = Offset Printing Available AZ = Azalea Bk = Black CTA = Carry Tray Azalea CTG = Carry Tray Geranium CTM = Carry Tray Mum CTR = Carry Tray Round FPR = Foot Print Round GER = Geranium Gn = Green (I) = Injection-Molded IST = Injection Shuttle Tray M = Matte Finish STD = Standard TL = Tag Locator TW = Thinwall TRAD = Traditional (V) = Vacuum-Formed Wh = White



Square Thinwall

Consistent true colors, time after time

High quality molding - no flashed drain holes or sharp edges

Offset Printing High quality offset printing is available in up to 6 colors for over 15 sizes of round containers.

Tag Locator Pots (TL)

Multiple sizes ranging from 03.50 through T3G are available in round and/or square pots compatible with commercially available tag systems. All available sizes have Carry Trays in a two-row or three-row configuration (see chart below).



Squares

Dillen offers 12 sizes, some with a glossy finish while others have a matte finish. We have five sizes that are deep for crops like perennials, and we now offer a choice of six containers with the convenient Tag Locator slots (TL).

Product/Description	Carton Pack	Cartons/Pallet	Bulk Qty.	Color	Dimensions				Height		Volume		Tray Compatibility	
					Inside Diameter Inches	Outside Diameter cm	Outside Diameter Inches	cm	Inches	cm	Max. Dry Cu. Inch	Max. Liquid U.S. metric		
Thinwall Square														
03.50 SQ DP PER TL TW	832	48	30,000	Bk	3-9/32"	8.33	3-3/8"	8.57	3-15/16"	10.00	29.50	1.00 pt	473 ml	CTS32512(V), CTS32518PF(V)
03.50 SQ TRAD TW M	800	45	N/A	Wh/Gn	3-5/16"	8.41	3-1/2"	8.89	3-1/16"	7.78	24.06	13 fl oz	384 ml	LTWT, MDWT, HVYWT Flats(I), JR MARK BSKT(I)
04.00 SQ TL TW	846	32	N/A	Wh/Gn	3-7/8"	9.84	3-31/32"	10.08	3-5/8"	9.21	37.90	1.25 pt	591 ml	CTS415(V), CTS1540(V), 04.00 CARRYALL(I)
04.00 SQ TRAD TW M	900	40	N/A	Wh/Gn	3-3/4"	9.53	3-7/8"	9.84	3-3/8"	8.57	32.93	1.12 pt	529 ml	CTS415(V), CTS1540(V), 04.00 CARRYALL(I), 04.00 MARK BSKT(I)
S 04.00 SQ DP PER TL TW M	756	32	16,250	Bk	3-7/8"	9.84	3-15/16"	10.00	5-3/16"	13.18	55.80	1.87 pt	884 ml	CTS415(V), CTS1540(V), 04.00 CARRYALL(I)
04.50 SQ TW	405	48	16,250	Wh/Gn	4-1/8"	10.48	4-3/16"	10.64	3-13/16"	9.68	44.30	1.56 pt	738 ml	CTS4510SL(V), CTS1545(V), 04.50 CARRYALL(I), CTS4510PF(V)
S 04.50 SQ TL TW	510	40	N/A	Wh/Gn	4-1/8"	10.48	4-3/16"	10.64	3-13/16"	9.68	44.30	1.50 pt	709 ml	CTS4510SL(V), 04.50 CARRYALL(I)
04.50 SQ TRAD TW M	765	48	26,000	Wh/Gn	4"	10.16	4-1/8"	10.48	3-1/2"	8.89	39.66	1.37 pt	648 ml	CTS4515(V), CTS1545(V), 04.50 CARRYALL(I)
04.50 SQ DP PER TL TW	441	48	16,250	Bk	4-3/32"	10.40	4-7/32"	10.72	4-15/16"	12.54	59.30	1.00 qt	946 ml	CTS4510SR(V), CTS1545(V), 04.50 CARRYALL(I)
05.50 SQ DP PER TL TW	256	32	12,000	Bk	5-5/32"	13.10	5-1/4"	13.34	5-15/16"	15.08	115.00	2.00 qt	1.89 l	CTS558(V), 05.50 SQ R6 CARRYALL(I)
05.50 SQ JUM TL TW	288	36	10,000	Bk	4-15/16"	12.54	5-1/32"	12.78	5-5/8"	14.29	98.56	1.62 qt	1.53 l	CTS68(V), LTWT T(I), MDWT T(I)
M-6 SQ TW	468	36	16,000	Bk	4-13/16"	12.22	5"	12.70	4-3/4"	12.07	79.00	1.34 qt	1.26 l	CTS68(V), LTWT T(I), MDWT T(I)

Hanging Baskets

No other manufacturer offers such a wide variety of shapes, styles, and sizes, let alone the ability to match with plastic Euro hangers or several choices of metal hangers. Prime, high-grade polypropylene coupled with multiple cavity tooling allows Dillen to enjoy the reputation of being the leading hanging basket supplier in North America in volume, quality and availability. Many sizes of Dillen Hanging Baskets are available in bulk packaging. Our normal stock colors for most styles are green and white, while the color clay is available by special order.



Molded with a blend of high-quality resin for added strength and durability.



Euro Style


Hanging Baskets without Saucers (SL)


We offer five distinct styles within the saucerless category including our ESL (flutes), Euro (swirl), Traditional (smooth bowl) and Color (matte finish) in sizes ranging from 06.00 through 12.00. All styles accommodate the grower's choice of metal or plastic hanger. All sizes are supplied with an internal capillary dish, which helps create a reservoir for excess water at the bottom of the basket.


Product/Description	Carton Pack	Cartons/Pallet	Bulk Qty.	Color	Dimensions				Height Inches	Max. Dry Cu. Inch	Volume		Compatibility	
					Inside Diameter Inches	Inside Diameter cm	Outside Diameter Inches	Outside Diameter cm			U.S.	Liquid metric		
ESL Style														
08.00 ESL HB	50	75	4,900	Wh/Gn	7-7/16"	18.89	8"	20.32	5-9/16"	14.13	185.86	3.00 qt	2.83 l	
10.00 ESL HB 1	50	50	3,200	Wh/Gn	9-1/4"	23.50	10"	25.40	5-5/8"	14.29	281.88	1.21 gal	4.58 l	
10.00 ESL HB 2	50	50	3,200	Wh/Gn	9-1/16"	23.02	10"	25.40	6-1/8"	15.56	333.37	1.37 gal	5.18 l	
10.00 Tuscan SL HB	100	40	4,800	Wh/Gn	9-1/16"	23.02	10"	25.40	5-3/4"	14.61	293.37	1.27 gal	4.81 l	
Euro Style														
06.00 Euro SL HB	100	60	7,420	Wh/Gn	5-7/8"	14.92	6-1/2"	16.51	4-1/4"	10.80	81.22	1.56 qt	1.47 l	
08.00 Euro SL HB 2	50	75	4,900	Wh/Gn	7-7/16"	18.89	8"	20.32	5-9/16"	14.13	178.45	3.18 qt	3.00 l	
10.00 Euro SL HB 2	50	50	3,200	Wh/Gn	9"	22.86	10"	25.40	6-1/8"	15.56	333.37	1.28 gal	4.84 l	
10.00 Cascade SL HB	100	40	4,800	Wh/Gn	9-1/16"	23.02	10"	25.40	6-1/8"	15.56	309.54	1.34 gal	5.07 l	
12.00 Euro SL HB	50	32	2,080	Wh/Gn	11-1/16"	28.10	11-3/4"	29.85	7-1/4"	18.42	530.06	2.50 gal	9.46 l	
Traditional Style														
10.00 TRAD SL T HB	50	50	3,200	Wh/Gn	9-7/16"	23.97	10"	25.40	5-13/16"	14.76	300.42	1.10 gal	4.16 l	Hanger A-10
10.00 TRAD SL HB	50	36	2,400	Wh/Gn	10"	25.40	10-3/4"	27.31	6-15/16"	17.62	384.82	1.50 gal	5.67 l	
12.00 TRAD SL HB	50	28	1,800	Wh/Gn	10-29/32"	27.70	12"	30.48	7-1/8"	18.10	496.00	2.21 gal	8.36 l	
Color Basket Style														
10.00 Color SL Basket	50	50	2,400	Cl/Mo	9-5/8"	24.45	10-1/8"	25.72	6-1/8"	15.88	314.25	1.37 gal	5.18 l	
12.00 Color SL Basket	25	48	1,800	Cl/Mo	11-1/2"	29.21	12-3/16"	30.96	7-1/4"	18.42	497.13	2.25 gal	8.51 l	
10.00 CORDOVA SL HB W/Dish	25	48	1,500	Cl/Mo	12"	30.48	13"	33.02	8-1/2"	21.59	801.87	3.25 gal	12.3 l	Hanger E-12, 12.00 Hoop & Hanger
 14.00 CORDOVA SL HB W/Dish	22	36	900	Cl/Mo	14"	35.56	15"	38.10	10"	24.50	1262.00	5.00 gal	18.9 l	Hanger 14.00 Hoop & Hanger
Plug Pot														
 10.00 SL Plug Pot (Total of 6 Holes)	50	50	N/A	Wh/Gn	9"	22.86	9-3/4"	24.77	5-5/8"	14.29	266.08	1.25 gal	4.73 l	
10.00 SL Plug Pot (Total of 12 Holes)	50	44	N/A	Wh/Gn	9"	22.86	9-3/4"	24.77	5-5/8"	14.29	266.08	1.17 gal	4.42 l	

Hanging Baskets with External Saucers (WS)

We offer two styles with a pre-attached external saucer, including the Euro (swirl) and Traditional (smooth bowl). Both styles can accommodate either a metal or plastic hanger.

Product/Description	Carton Pack	Cartons/Pallet	Bulk Qty.	Color	Dimensions				Height Inches	Max. Dry Cu. Inch	Volume		Compatibility
					Inside Diameter Inches	Inside Diameter cm	Outside Diameter Inches	Outside Diameter cm			U.S.	Liquid metric	
ESL Euro Style													
06.00 Euro WS HB	100	60	N/A	Wh/Gn	5-7/8"	14.92	6-1/2"	16.51	4-3/8"	11.11	88.51	1.56 qt	1.47 l
08.00 Euro WS HB	50	60	3,600	Wh/Gn	8"	20.32	8-1/2"	21.59	5-9/16"	14.13	183.98	3.06 qt	2.89 l
10.00 Euro WS HB	50	40	2,500	Wh/Gn	9-3/8"	23.81	10"	25.40	6-1/8"	15.56	326.96	1.42 gal	5.37 l
12.00 Euro WS HB	25	48	1,500	Wh/Gn	11-1/16"	28.10	11-3/4"	29.85	7-1/2"	19.05	537.24	2.50 gal	9.46 l
Traditional Style													
 08.00 TRAD WS HB	50	60	N/A	Wh/Gn	7-7/16"	18.89	8-3/4"	22.23	5-1/16"	12.86	168.95	2.87 qt	2.71 l
10.00 TRAD WS HB	50	36	2,400	Wh/Gn	10"	25.40	10-3/4"	27.31	6-15/16"	17.62	382.98	1.67 gal	6.32 l
SUPER TRAD WS HB	50	32	N/A	Wh/Gn	10-5/8"	26.99	11-5/8"	29.53	6-1/2"	16.51	415.80	1.75 gal	6.62 l

 = Seasonal Availability Cl = Clay Gn = Green HB = Hanging Basket (I) = Injection Mo = Mocha SL = Saucerless TRAD = Traditional TW = Thinwall Wh = White WS = With Saucer



Consistent quality and color

ESL Style

Wide rims for greater hoop strength

Choice of several plastic or metal hangers

Traditional Style



NEW! 2006 10.00 Cascade & Tuscan Hanging Basket

The vortex shape of the Cascade gives the swirled style a fresh, upswept design. The Tuscan boasts a unique classical design and fluted composition.


- Internal capillary dish
- More pieces per pallet
- Multiple hanger options

Hanging Basket Improves Growing, Shipping Efficiencies!

The new 10.00 Traditional SL T Hanging Basket's slightly smaller size compared with Dillen's existing 10.00 Traditional SL Basket, allows growers to get more baskets per bench and more baskets on a shipping cart shelf.

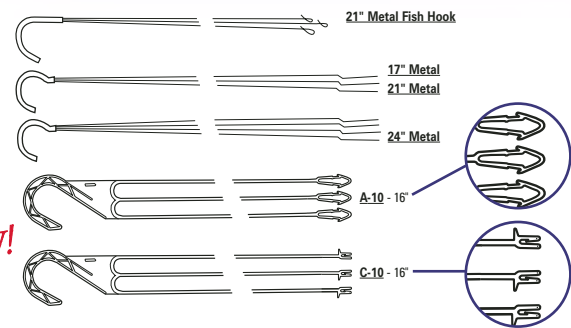


Hanger Compatibility Chart



E-10 and E-10L hangers are also conveniently packaged in quantities of 400 for automation use.

NEW!



Hanger	Carton Pk.	Bulk Qty.	Color	Length (tip to tip)	Basket Compatibility
E-6 3-Strand Plastic	100	700	Wh/Gn	12-3/4"	All 06.00 HB
E-10 3-Strand Plastic	50	800	Wh/Gn	16"	All 06.00 HB, 08.00 HB, 10.00 HB, 08.00 Color Pot, 08.00 Cordova, 10.00 Color Bowl
E-10 L (Long) 3-Strand Plastic	50	450	Wh/Gn	19-1/2"	All 08.00 HB, 10" HB, 08.00 SL Hanging Point. Pot, 10.00 SL Hanging Point. Pot, 10.00 Color Bowl, 08.00 Color Pot, 08.00 Cordova, 10.00 Cordova
E-12 4-Strand Plastic	25	375	Wh/Gn	22"	All 12.00 HB, Super TRAD HB, 12.00 Color Bowl, 12.00 Super Bowl, 10.00 Color Pot 1, 12.00 Cordova, 12.00 Oval Planter, 16.00 Oval Planter
A-10 3-Strand Plastic	50	800	Wh/Gn	16"	10.00 TRAD SL T HB
C-10 3-Strand Plastic "Clip"	50	800	Wh/Gn	16"	Up to 07.50 TW Pots
12" Hoop & Hanger Assembly	25	N/A	Wire	19-3/4"	12.00 Cordova
14" Hoop & Hanger Assembly	22	N/A	Wire	25-1/2"	14.00 Cordova
17" 3-Strand Metal	50	N/A	Wire	17"	All 06.00 HB, 08.00 HB, 10.00 HB
21" 3-Strand Fish Hook Metal	50	N/A	Wire	21-1/4"	10.00 TRAD SL, 10.00 TRAD WS, 10.00 Euro SL, 10.00 ESL 2
21" 3-Strand Metal	50	N/A	Wire	21"	All 08.00 HB, 10.00 HB
24" 4-Strand Metal	50	N/A	Wire	24"	12.00 TRAD SL HB, 12.00 Euro SL WS, SUPER TRAD WS HB

☐ = Seasonal Availability Gn = Green H = Hole HB = Hanging Basket (I) = Injection SL = Saucerless TRAD = Traditional TW = Thinwall Wh = White WS = With Saucer

For more information, call 1-800-225-7712.

Color Products

Dillen offers the widest selection of decorative planters in shape, style or color to suit any need. Our grouping of premium quality, competitively priced containers offers the grower a diverse choice for maximum sales appeal. Stock colors are clay and mocha, in a matte finish, and saucers are available for many items. All color products are molded from a special blend of high-impact co-polymer that produces a flexible, yet durable container suitable for both indoor and outdoor environments. *For more Decorative Containers, see pages 12-13 for Listo and Akro-Mils planters.*



Saucerless Color Basket

Color Pot with Saucer

Custom colors available. Contact your Dillen representative about minimum quantities and lead times.

The 12.00 - 2 and 10.00 - 3 offer space saving versions for economical shipping



Deco Pots by Pro Cal

Our new Pro Cal line of economical, decorator containers includes Italian terra cotta style resin Patio Planters, Grecian Urn Designer Square Pots and a Traditional Color Bowl. Each is stylishly designed and available in terra cotta and other colors.

NEW! 2006 9.00 & 12.50 Roman Urns

Classic Romanesque fluted design

- Broad base for growing & shipping stability
- Grower priced
- Stocked in clay & mocha
- Custom colors available



Product/Description	Carton Pack	Cartons/Pallet	Bulk Qty.	Color	Dimensions				Volume		Hanger or Pot Compatibility			
					Inside Diameter Inches	Outside Diameter cm	Height Inches	Max. Dry Cu. Inch	Max. Liquid U.S. metric					
Color Bowls														
10.00 COLOR BOWL	82	34	3,000	Cl/Mo	9-1/4"	23.50	9-15/16"	25.24	4-3/4"	12.07	219.22	1.00 gal	3.78 l	Hanger E-10 or E-10L
12.00 COLOR BOWL	42	48	1,680	Cl/Mo	12"	30.48	12-11/16"	32.23	5-3/16"	13.18	223.99	1.81 gal	6.85 l	Hanger E-12
12.00 COLOR BOWL DP	50	28	1,800	Cl/Mo	10-7/8"	27.62	11-7/8"	30.16	6"	15.24	395.00	2.00 gal	7.57 l	Hanger E-12
14.00 COLOR BOWL	45	36	1,600	Cl/Mo	14"	35.56	14-3/4"	37.47	5-5/8"	14.29	630.05	2.50 gal	9.46 l	
16.00 COLOR BOWL	25	30	900	Cl/Mo	16"	40.64	16-7/8"	42.86	6-1/4"	15.88	806.85	3.50 gal	13.2 l	
Color Pots & Saucers														
04.00 COLOR POT	648	40	N/A	Cl/Mo	4-3/32"	10.39	4-1/2"	11.43	3-11/16"	9.37	33.92	1.12 pt	529 ml	KG1(V), KG3(V)
04.00 COLOR POT SCR Attachable	648	44	N/A	Cl/Mo	3-11/16"	9.37	3-29/32"	9.92	5/8"	1.59				
06.00 COLOR POT TL	98	66	7,500	Cl/Mo	6-3/16"	15.72	6-13/16"	17.30	5-1/2"	13.97	127.00	2.00 qt	1.89 l	SUNNYSIDE(I), 06.50 CARRYALL(I)
06.00 COLOR POT SCR Attachable	98	96	N/A	Cl/Mo	5-1/2"	13.97	6-1/4"	15.88	15/16"	2.38				
08.00 COLOR POT TL	58	60	4,400	Cl/Mo	8-1/4"	20.96	8-15/16"	22.70	6-1/16"	15.40	233.26	1.00 gal	3.78 l	Hanger E-10 or E-10L
08.00 COLOR POT SCR Attachable	58	60	N/A	Cl/Mo	7-5/8"	19.37	8-5/16"	21.11	1-11/16"	4.29				
10.00 COLOR POT 1	58	32	2,400	Cl/Mo	10"	25.40	10-7/8"	27.62	7-3/4"	19.69	445.42	2.00 gal	7.57 l	Hanger E-12
10.00 COLOR POT 3 TL	50	40	2,400	Cl/Mo	9-1/16"	23.02	9-7/8"	25.08	7-7/8"	20.00	357.06	1.57 gal	5.94 l	
10.00 COLOR POT SCR Attachable	58	50	N/A	Cl/Mo	9"	22.86	9-15/16"	25.24	2"	5.08				Fits 10.00 POT 1
12.00 COLOR POT 1	28	48	1,500	Cl/Mo	12-13/32"	31.51	13-3/8"	33.97	9-1/2"	24.13	850.93	3.65 gal	13.8 l	
12.00 COLOR POT 2 TL	40	32	1,500	Cl/Mo	10-15/16"	27.78	11-13/16"	30.00	9-1/2"	24.13	676.57	2.75 gal	10.4 l	
12.00 COLOR POT SCR Attachable	28	60	N/A	Cl/Mo	10-3/4"	27.31	11-3/4"	29.85	2-7/16"	6.19				Fits 12.00 POT 1
14.00 COLOR POT	20	36	900	Cl/Mo	14-1/4"	36.20	15-17/32"	39.45	11-5/16"	28.73	1378.45	5.50 gal	20.8 l	
14.00 COLOR POT SCR	20	60	N/A	Cl/Mo	12-1/8"	30.80	13-1/2"	34.29	2-7/8"	7.30				
Cordova Color Pots														
08.00 CORDOVA POT	76	48	4,400	Cl/Mo	7-1/2"	19.05	8-1/2"	21.59	6-1/8"	15.56	193.37	3.25 qt	3.07 l	Hanger E-10 or E-10L
10.00 CORDOVA POT	58	32	2,160	Cl/Mo	9-3/4"	24.77	10-5/8"	26.99	7-9/16"	19.21	451.04	1.75 gal	6.62 l	Hanger E-10L
12.00 CORDOVA POT	25	48	1,500	Cl/Mo	12"	30.48	13"	33.02	8-1/2"	21.59	801.87	3.25 gal	12.3 l	Hanger E-12, 12.00 Hoop & Hanger
14.00 CORDOVA POT	22	36	900	Cl/Mo	14"	35.56	15"	38.10	10"	25.40	1262.00	5.00 gal	18.9 l	Hanger 14.00 Hoop & Hanger

= Seasonal Availability = Offset Printing Available Cl = Clay DP = Deep Mo = Mocha SCR = Saucer TL = Tag Locator



Cordova Color Pot

Square Color Planter

Color Bowl

A fresh, unique look in patio planters in four sizes

Three generous sizes with stylish fluted sides

Oval Color Planter

Three sizes with optional attachable saucers

Four sizes with removable plugs, some accept hangers

Product/Description	Carton Pack	Cartons/Pallet	Bulk Qty.	Color	Dimensions				Height Inches	Height cm	Volume		Hanger or Pot Compatibility	
					Inside Diameter Inches	Inside Diameter cm	Outside Diameter Inches	Outside Diameter cm			Max. Dry Cu. Inch	Max. Liquid U.S. metric		
Oval Color Planters & Saucers														
12.00 OVAL COLOR PLTR	88	48	4,800	Cl/Mo	12-5/16"	31.27	12-31/32"	32.91	5"	12.70	252.15	1.00 gal	3.78 l	Hanger E-12
S 12.00 OVAL PLTR SCR Attachable	88	48	N/A	Cl/Mo	11-7/8"	30.16	12-1/16"	32.07	5-7/8"	2.22				
OVAL COLOR PLTR	56	36	1,680	Cl/Mo	14-3/16"	36.04	15"	38.10	5-15/16"	15.08	331.00	1.50 gal	5.67 l	
16.00 OVAL COLOR PLTR	43	30	1,680	Cl/Mo	16-1/8"	40.96	16-15/16"	40.64	5-7/8"	14.92	492.15	2.00 gal	7.57 l	Hanger E-12
S 16.00 OVAL PLTR SCR Attachable	43	45	N/A	Cl/Mo	15-1/2"	39.37	15-3/4"	53.02	1-3/16"	3.02				
20.00 OVAL COLOR PLTR	28	50	1,300	Cl/Mo	19-7/8"	50.48	20-7/8"	53.00	6"	15.24	633.81	2.50 gal	9.46 l	
S 20.00 OVAL PLTR SCR Attachable	28	50	N/A	Cl/Mo	19-1/8"	48.58	19-1/2"	49.53	1-1/2"	3.81				
Square Color Planters														
08.00 SQ. COLOR PLTR	56	60	3,600	Cl/Mo	7-3/8"	18.73	8"	20.32	7-1/16"	17.94	259.00	1.25 gal	4.73 l	
12.00 SQ. COLOR PLTR	32	32	900	Cl/Mo	9-3/4"	24.77	11-3/8"	28.89	10"	25.40	754.86	3.00 gal	11.3 l	
15.00 SQ. COLOR PLTR	10	33	540	Cl/Mo	12-7/16"	31.59	14-3/8"	36.51	12-5/8"	32.07	1546.29	6.75 gal	25.5 l	
Roman Urns														
09.00 ROMAN URN	44	60	4,200	Cl/Mo	8-1/8"	20.64	9"	22.86	7-1/8"	18.10	293.37	1.27 gal	4.8 l	
12.50 ROMAN URN	20	48	1,425	Cl/Mo	11-1/4"	28.58	12-1/2"	31.75	9-7/8"	25.08	762.30	3.30 gal	12.5 l	
Saucerless Color Baskets														
10.00 COLOR SL BSKT	50	50	2,400	Cl/Mo	9-5/8"	24.45	10-1/8"	25.72	6-1/8"	15.88	314.25	1.37 gal	5.18 l	Hanger E-10, E-10L, 21" Metal
12.00 COLOR SL BSKT	25	48	1,800	Cl/Mo	11-1/2"	29.21	12-3/16"	30.96	7-1/4"	18.42	497.13	2.25 gal	8.51 l	Hanger E-12, E-12H, 24" Metal
12.00 CORDOVA SL HB	25	48	1,500	Cl/Mo	12"	30.48	13"	33.02	8-1/2"	21.59	801.87	3.25 gal	12.3 l	Hanger E-12, 12.00 Hoop & Hanger
14.00 CORDOVA SL HB	22	36	900	Cl/Mo	14"	35.56	15"	38.10	10"	25.40	1262.00	5.00 gal	18.9 l	Hanger 14.00 Hoop & Hanger

Product / Description	Carton Pack	Parts Per Pallet	Bulk Qty.	Color	Dimensions				Height Inches	Height cm	Dry Volume			
					Inside Top Diameter Inches	Inside Top Diameter cm	Outside Top Diameter Inches	Outside Top Diameter cm			Inside Bottom Diameter Inches	Inside Bottom Diameter cm	Cu. Inches	Liters
Pro Cal Deco Containers														
#2 Square	*	2016	*	Tc**	6-5/8"	16.81	n/a	n/a	5-3/8"	13.65	9-1/2"	24.13	268	4.39
#3 Square	*	1500	*	Tc**	7-7/8"	20.00	n/a	n/a	6-5/8"	16.81	11"	27.94	454	7.44
14.00 Color Bowl	*	1350	*	Tc**	13-3/8"	33.97	14"	35.56	8-1/4"	20.95	5-1/2"	13.97	505	8.28
11.00 Patio Planter	*	928	*	Tc**	10-1/4"	26.03	n/a	n/a	8-1/8"	20.62	9-5/8"	24.43	638	10.4
12.00 Patio Planter	*	540	*	Tc**	12"	30.48	n/a	n/a	8-1/2"	21.59	10-3/8"	26.33	856	14.0
14.00 Patio Planter	*	360	*	Tc**	13-3/8"	33.97	n/a	n/a	9-3/4"	24.76	11-3/4"	29.84	1,233	20.2
11.50 Grecian	*	1920	*	Tc**	10"	25.40	11-1/8"	28.24	6-3/8"	16.18	8-1/4"	20.95	434	7.11

S = Seasonal Availability * Call for details BSKT = Basket Cl = Clay HB = Hanging Basket Mo = Mocha SCR = Saucer SL = Saucerless TC** = Terra Cotta; Other colors available on some items—call for availability and lead times

NEW!

Listo™

Dillen brings more value to growers with exceptional decorative resin planters from its sister company, Listo Products—*now available through Dillen and its U.S. distributors.* Exclusive molding and finishing techniques such as texturing, embossing, aging, and color effects all combine to create planters with unequalled style. Containers are supplied to growers with punched-out drainage holes.

Terra Roma Series

The contoured flutes of Terra Roma containers enhance the natural beauty of plantings and add a decorative flair to any environment. Available as a Square Planter, Urn, Window Box, Bowl, and Hanging Basket in classic colors.



Mojave Series

The authentic look, texture, and color of aged stone is recreated in the beautiful, lightweight, and low-maintenance Mojave containers. Available in Bowl, Hanging Basket, Planter, and Window Box styles. Made of colorfast resin so colors won't fade, indoors or out.



Product/Description	Carton Pack	Cartons/Pallet	Bulk Qty.	Color	Dimensions				Volume				
					Inside Diameter Inches	Inside Diameter cm	Outside Diameter Inches	Outside Diameter cm	Height Inches	Height cm	Max. Dry Cu. Inch	Max Liquid U.S.	Max Liquid Metric
Terra Roma Series													
10.50 TERRA ROMA SQ (TR1050SQ)	12	32	800	*	9-1/8"	23.17	10-1/2"	26.67	8-1/4"	20.95	598.03	2.58 gal	9.76 l
12.00 TERRA ROMA SQ (TR1200SQ)	12	24	342	*	10-5/8"	26.98	12"	30.48	11"	27.94	1008.72	4.36 gal	16.5 l
15.00 TERRA ROMA SQ (TR1500SQ)	12	27	234	*	12-5/8"	32.06	15"	38.10	13"	33.02	1922.25	8.32 gal	31.4 l
10.50 TERRA ROMA URN (TR1050)	12	32	980	*	9-3/4"	24.76	10-1/2"	26.67	9-1/4"	23.49	460.91	1.99 gal	7.53 l
12.50 TERRA ROMA URN (TR1250)	12	24	444	*	11-1/4"	28.57	12-1/2"	31.75	9-3/4"	24.76	724.66	3.13 gal	11.8 l
15.50 TERRA ROMA URN (TR1550)	12	27	270	*	14"	35.56	15-1/2"	39.37	12-1/4"	31.75	1381.64	5.98 gal	22.6 l
19.00 TERRA ROMA URN (TR1900)	6	8	90	*	17"	43.18	19"	48.26	15"	38.10	2465.36	10.67 gal	40.3 l
18.00 TERRA ROMA WB (TR1800WB)	12	64	1,280	*	16-3/4"	42.54	18"	45.72	5"	12.70	317.32	1.37 gal	5.18 l
24.00 TERRA ROMA WB (TR2400WB)	12	30	732	*	22-1/4"	56.51	24"	60.96	6-1/2"	16.51	753.34	3.26 gal	12.3 l
30.00 TERRA ROMA WB (TR3000WB)	12	10	276	*	28"	71.21	30"	76.20	8-1/4"	20.95	1464.57	6.34 gal	23.9 l
12.00 TERRA ROMA BOWL (TR1200B)	25	36	1,595	*	11-3/4"	29.84	12"	30.48	4-1/2"	11.43	303.29	1.31 gal	4.95 l
14.00 TERRA ROMA BOWL (TR1400B)	25	27	1,080	*	13"	33.02	14"	35.56	5"	12.70	482.09	2.08 gal	7.87 l
10.00 TERRA ROMA HB (TR1000HB)	12	24	1,200	*	9"	22.86	10"	25.40	6"	15.24	270.34	1.17 gal	4.42 l
12.00 TERRA ROMA HB (TR1200HB)	25	24	972	*	11-1/8"	28.25	12"	30.48	7"	17.78	468.05	2.02 gal	7.64 l
Mojave Series													
12.00 MOJAVE BOWL (M1200B)	30	24	1,680	**	11-3/8"	28.89	12-1/2"	31.75	4-1/2"	11.43	346.43	1.50 gal	5.67 l
14.00 MOJAVE BOWL (M1400B)	25	18	882	**	13-1/2"	34.29	14-3/4"	37.46	5-1/2"	13.97	567.52	2.45 gal	9.27 l
12.00 MOJAVE HB (M1200HB)	30	24	783	**	11-1/2"	29.21	12-7/8"	32.70	7"	17.78	487.58	2.11 gal	7.98 l
15.00 MOJAVE HB (M1400HB)	22	12	510	**	13-1/2"	34.29	15"	38.10	7-3/4"	19.68	781.10	3.38 gal	12.7 l
07.00 MOJAVE PLTR (M700)	120	18	4,800	**	6-1/8"	15.55	7"	17.78	5"	12.70	101.30	1.75 qt	1.65 l
09.25 MOJAVE PLTR (M925)	72	12	1,925	**	8-1/4"	20.95	9-1/4"	23.49	7"	17.78	247.76	1.07 gal	4.05 l
11.50 MOJAVE PLTR (M1150)	40	12	1,120	**	10"	25.40	11-1/2"	29.21	8-1/2"	21.59	459.20	1.98 gal	7.49 l
13.50 MOJAVE PLTR (M1350)	22	18	720	**	12"	30.48	13-1/2"	34.29	10"	25.40	756.69	3.27 gal	12.3 l
16.00 MOJAVE PLTR (M1600)	6	12	459	**	14-1/4"	36.19	16"	40.64	11-3/4"	29.84	1220.47	5.28 gal	19.9 l
18.50 MOJAVE PLTR (M1850)	6	8	235	**	16-1/2"	41.91	18-1/2"	46.99	13-3/4"	34.92	1912.48	8.28 gal	31.3 l
22.00 MOJAVE PLTR (M2200)	6	8	136	**	19-3/4"	50.16	22"	55.88	16-1/4"	41.27	3209.85	13.89 gal	52.5 l
24.00 MOJAVE WB (M2400WB)	12	24	880	**	22-1/2"	57.15	23-1/2"	59.69	6"	15.24	760.72	3.29 gal	12.4 l
30.00 MOJAVE WB (M3000WB)	12	18	696	**	28-1/2"	72.39	29-1/2"	74.93	6"	15.24	976.38	4.22 gal	15.9 l
Chelsea Planters													
04.75 CHELSEA PLTR (C400)	12	155	2,000	***	4-1/2"	11.43	4-3/4"	12.06	3-3/4"	9.52	37.53	1.30 pt	615 ml
07.25 CHELSEA PLTR (C600)	12	72	2,000	***	7"	17.78	7-1/4"	18.41	5-1/2"	13.97	126.81	1.09 qt	1.03 l
09.50 CHELSEA PLTR (C800)	12	60	805	***	9-1/4"	23.49	9-1/2"	24.13	7-1/2"	19.05	300.66	1.30 gal	4.92 l

*Terra Roma available in Terra Cotta, Stone, Hunter Green ** Mojave available in Mesquite, Sandstone, Granite Fossil *** Chelsea available in Terra Cotta, Hunter Green SQ = Square WB = Window Box HB = Hanging Basket Note: All Listo Hanging Baskets are furnished with an internal disk and plastic hanger

Chelsea Planter

The terra cotta brushed matte finish, fluted sides, and intricate scrollwork on the Chelsea Planter create an elegance reserved for the most discriminating of settings.



Rattanya Planters

Rattanya Planters are an easy care, durable container that has the look and appeal of time worn rattan in a natural clay color with a white wash finish. It is lightweight making it easy to handle and its beauty accents casual indoor and outdoor settings.

NEW!



The Akro-Mils Lawn & Garden collection of stylish and economical containers with traditional designs and natural clay color enhance formal and informal plantings in interior and exterior settings. Punch-out drainage holes protect plants from excess water.



Borsia Wall Planter

The sculpted shape lends a charming accent to most any setting. Molded-in holes make it simple to hang.

Venetian Flower Box

Accommodates round or square growers' pots. Removable drain plugs. Ideal for low flowering or trailing plantings.

Villa Bowl

Textured finish and multi-ribbed design complements a variety of plants. Removable drain plugs for indoor or outdoor use.

Classic Pot

Drainage holes protect plants from excess water. An essential pot for any setting.

Garden Bowl

Perfect for shallow rooted planting. Removable drain plugs for indoor or outdoor use.

Product/Description	Carton Pack	Cartons/Pallet	Bulk Qty.	Color	Dimensions				Height		Volume		
					Inside Diameter Inches	Inside Diameter cm	Outside Diameter Inches	Outside Diameter cm	Inches	cm	Max. Dry Cu. Inch	Max Liquid U.S.	Max Liquid Metric
12.00 CHELSEA PLTR (C1000)	6	24	496	***	11-1/2"	29.21	12"	30.48	9-1/4"	23.49	587.29	2.54 gal	9.61 l
14.50 CHELSEA PLTR (C1200)	6	18	225	***	13-3/4"	34.92	14-3/4"	37.46	11"	27.94	1014.89	4.39 gal	16.6 l
Rattanya Planters													
06.75 RATTANYA PLTR (R675)	N/A	N/A	3,136	CI	6-1/2"	16.51	6-5/8"	16.83	5-3/8"	13.65	114.42	1.98 pt	936 ml
09.00 RATTANYA PLTR (R900)	N/A	N/A	1,275	CI	8-7/8"	22.54	9"	22.86	7-1/4"	18.41	271.25	1.17 gal	4.42 l
11.25 RATTANYA PLTR (R1125)	N/A	N/A	704	CI	11-1/8"	28.25	11-1/4"	28.57	9"	22.86	529.81	2.29 gal	8.66 l
13.50 RATTANYA PLTR (R1350)	N/A	N/A	420	CI	13-1/4"	33.65	13-1/2"	34.29	11"	27.94	915.54	3.96 gal	14.9 l
16.25 RATTANYA PLTR (R1625)	N/A	N/A	261	CI	16"	40.64	16-1/4"	41.27	13"	33.02	1596.81	6.91 gal	26.1 l
19.25 RATTANYA PLTR (R1925)	N/A	N/A	120	CI	18-3/4"	47.62	19-1/4"	48.89	15-1/2"	39.37	2654.53	11.49 gal	43.4 l
09.00 RATTANYA VINTAGE PLTR (RV900)	12	30	1,175	CI	8-7/8"	22.54	9"	22.86	7-1/4"	18.41	271.25	1.17 gal	4.42 l
11.25 RATTANYA VINTAGE PLTR (RV1125)	6	24	576	CI	11-1/8"	28.25	11-1/4"	28.57	9"	22.86	529.81	2.29 gal	8.66 l
13.50 RATTANYA VINTAGE PLTR (RV1350)	6	18	420	CI	13-1/4"	33.65	13-1/2"	34.29	11"	27.94	915.54	3.96 gal	14.9 l
16.25 RATTANYA VINTAGE PLTR (RV1625)	6	12	261	CI	16"	40.64	16-1/4"	41.27	13"	33.02	1596.81	6.91 gal	26.1 l
19.25 RATTANYA VINTAGE PLTR (RV1925)	6	8	120	CI	18-3/4"	47.62	19-1/4"	48.89	15-1/2"	39.37	2654.53	11.49 gal	43.4 l
Akro-Mils Planters													
18.00 GARDEN BOWL	N/A		325	CI	18"	45.72	19-7/8"	50.48	7-1/2"	19.05	1,395	6.04 gal	22.8 l
22.00 GARDEN BOWL	N/A		200	CI	22"	55.88	24"	60.96	9-1/8"	23.18	2,547	11.02 gal	41.7 l
14.00 BORSIA WALL PLTR	22	36	N/A	CI	13-1/4"	33.66	15" x 7-1/4"	38.10 x 18.42	7"	17.78	423	1.83 gal	6.92 l
18.00 FLOWER BOX ¹	N/A		480	CI	16-3/8"	41.59	17-1/2" x 7-3/4"	44.45 x 19.69	6-1/2"	16.51	696	3.01 gal	11.3 l
24.00 FLOWER BOX ¹	N/A		385	CI	22-3/8"	56.83	23-1/2" x 7-3/4"	59.69 x 19.69	6-1/2"	16.51	954	4.13 gal	15.6 l
16.00 CLASSIC POT	N/A		280	CI	15-3/4"	40.01	17-5/8"	44.77	14"	35.56	2,094	9.06 gal	34.2 l
20.00 CLASSIC POT	N/A		280	CI	17-3/4"	45.09	20"	50.80	17"	43.18	3,209	13.90 gal	52.6 l
24.00 CLASSIC POT	N/A		180	CI	21-1/2"	54.61	24"	60.96	20"	50.80	5,560	24.06 gal	91.0 l
12.00 VILLA BOWL	N/A		880	CI	11-1/2"	29.21	12"	30.48	6-1/8"	15.56	538	2.33 gal	8.82 l
14.00 VILLA BOWL	N/A		450	CI	13-1/4"	33.66	13-7/8"	35.24	7-1/8"	18.10	855	3.70 gal	14.0 l

*** Chelsea available in Terra Cotta, Hunter Green Rattanya Vintage = Clay with white wash finish CI = Clay ¹ = Tray not available

Injection Flats

Dillen's array of Injection Flats is unsurpassed in the industry.

We pioneered the way with our line of Injection Rib Flats, which provide outstanding strength, positive holding of inserts for automation efficiency, and the economy of a tray molded from polypropylene. Our web flats in the Standard and True sizes range from lightweight to extra heavy versions. All of our Injection Flats are manufactured using quality, blended, recycled, raw material with additives to provide increased flexibility. Most products are taped in bundles of 25 or 50, and all are stretch wrapped on a pallet.



13.00 x 17.00 Nursery Flat

Mesh bottoms keep growing medium in the flat

Lightweight Standard Flat


08.00 x 10.00 GST TL with DPI Utility Handle

Injection-molded ribbing for strength and holding power

Ribbed Flat

Heavyweight & Mediumweight 17 x 17 Flats

To meet your needs, Dillen's 17.00 x 17.00 flats are now available in both mediumweight and the new heavyweight style. The new flat has a tight web bottom and sturdy sidewall to meet any propagation requirement.

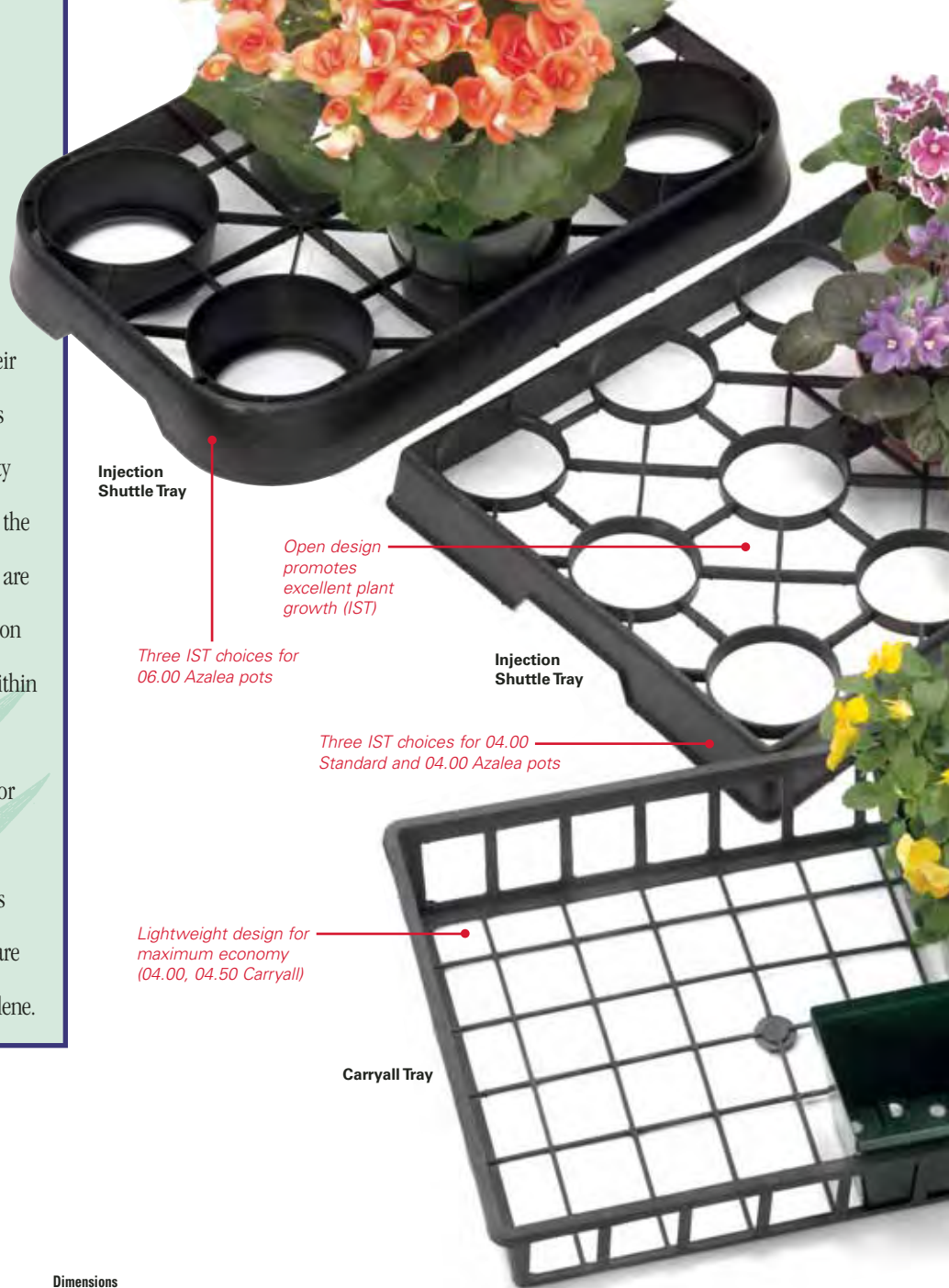


Product/Description	Carton Pack	Cartons/Pallet	Bulk Qty.	Color	Dimensions Outside L x W		Height		Volume		Compatibility
					Inches	cm	Inches	cm	Cu. Inch	Liters	
Bedding Flats											
Standard Flats											
1020 STD LTWT FLAT	50	54	2,700	Bk	21-1/8" x 10-1/2"	53.66 x 26.67	2-1/2"	6.35			D Series Inserts (V), 03.50 SQ TRAD (I), DPS1801 (V)
1020 STD MDWT FLAT	50	54	2,700	Bk	21-1/8" x 10-1/2"	53.66 x 26.67	2-1/2"	6.35			D Series Inserts (V), 03.50 SQ TRAD (I), DPS1801 (V)
1020 STD HWWT FLAT	50	54	2,700	Bk	21-1/8" x 10-1/2"	53.66 x 26.67	2-1/2"	6.35			D Series Inserts (V), 03.50 SQ TRAD (I), DPS1801 (V)
S D1020R8I STD FLAT	50	48	2,240	Bk	21-1/8" x 10-1/2"	53.66 x 26.67	2-1/4"	5.72			D801(V), D804(V), D806(V), D806R(V), D809(V)
True Flats											
1020 TRUE LTWT FLAT	50	60	3,000	Bk	20" x 10"	50.80 x 25.40	2-1/2"	6.35			T Series Inserts (V), 05.50 SQ JUM TL TW (I), M-6 SQ TW (I), TPS1801 (V)
1020 TRUE MDWT FLAT	50	60	3,000	Bk	20" x 10"	50.80 x 25.40	2-1/2"	6.35			T Series Inserts (V), 05.50 SQ JUM TL TW (I), M-6 SQ TW (I), TPS1801 (V)
S T1020R6I TRUE FLAT	50	60	3,000	Bk	20" x 10"	50.80 x 25.40	2"	5.08			TJ606(V), T224HP(V), T412QP(V)
Slim Jim Flats											
SJ8520R6I SJ SH FLAT	50	72	4,000	Bk	20" x 8-3/16"	50.80 x 20.79	2"	5.08			SJ606S(V), SJ1204JS(V), SJ224HP(H)(V), SJ412QP(V), SJ412(V)
SJ8521R6I SJ LG FLAT	50	72	4,000	Bk	21" x 8-1/4"	53.34 x 20.96	2"	5.08			SJ606L(V), SJ1204L(V)
Skinny Minnie Flats											
SM820R6I SM TL FLAT	50	72	4,100	Bk	20" x 8-1/4"	50.80 x 20.96	2"	5.08			SMJ606(V)
Super Thin Flats											
ST7520RI ST FLAT	50	52	3,640	Bk	20" x 7-1/2"	50.80 x 19.05	2"	5.08			STJ606(V)
17 x 17 Flats											
17.00 x 17.00 MDWT Flat	25	60	1,500	Bk	16-29/32" X 16-29/32"	42.94 x 42.94	2"	5.08			
17.00 x 17.00 HWWT Propagation Flat	25	75	1,075	Bk	17" x 17"	43.18 x 43.18	2-1/2"	6.35			
Nursery Flats											
S 12.00 x 16.00 FLAT	50	46	2,300	Bk	16-5/16" x 12-3/8"	41.43 x 31.43	3"	7.62	544.58	8.92	
S 13.00 x 17.00 M FLAT	25	76	1,900	Bk	17-1/8" x 12-15/16"	43.50 x 32.86	3"	7.62	615.52	10.09	
S 13.00 x 17.00 FLAT	25	68	1,700	Bk	17-1/4" x 13-1/16"	43.82 x 33.18	3-5/16"	8.41	752.48	12.33	
S 08.00 x 10.00 GST TL FLAT	50	96	4,800	Bk	9-15/16" x 7-15/16"	25.24 x 18.97	3"	7.62	156.44	2.56	DPI Utility Handle 1 and 2
S 09.00 x 13.00 HALF FLAT	50	84	4,200	Bk	12-7/8" x 9-1/8"	32.70 x 23.18	2-3/4"	6.99	258.50	4.24	DPI Utility Handle 1 and 2
Utility Handle 1	25	N/A	900	Wh	22"	55.88					JR MARKET BSKT(I), 04.00 MARKET BSKT(II)

S = Seasonal Availability Bk = Black HWWT = HEAVYWEIGHT LG = Long LTWT = Lightweight MDWT = Mediumweight SH = Short SJ = Slim Jim SM = Skinny Minnie ST = Super Thin STD = Standard T = True TL = Tag Locator (V) = Vacuum Wh = White

Injection Trays

Dillen's line of polypropylene Carry Trays displays the same characteristics as the Injection Flats. Designed to provide utility in handling specific sizes of pots, these trays have unique features which contribute to their popularity. The Sunnyside Flat is a timeless utility product which has extreme durability and satisfies a variety of handling needs in the greenhouse and nursery. The Carryall Trays are flexible, durable open trays, while the Injection Shuttle Trays (IST) lock pots into position within the tray. The IST's are perfect for use with capillary mats, ebb and flood, or flooded floor watering systems. Complete air circulation around the pots prevents algae and promotes plant growth. Similar to the flats, the trays are molded from high-quality recycled polypropylene.



Injection Shuttle Tray

Open design promotes excellent plant growth (IST)

Three IST choices for 06.00 Azalea pots

Injection Shuttle Tray

Three IST choices for 04.00 Standard and 04.00 Azalea pots

Lightweight design for maximum economy (04.00, 04.50 Carryall)

Carryall Tray

Product/Description	Carton Pack	Cartons/Pallet	Bulk Qty.	Color	Dimensions Outside L x W		Height		Pot Compatibility
					Inches	cm	Inches	cm	
Utility Flats									
SUNNYSIDE FLAT	25	42	1,050	Bk	19-3/8" x 12"	49.21 x 30.48	2-7/8"	7.30	06.00 STD TW (I), 06.00 COLOR POT TL (I), 06.00 AZ JUM TW (I), 06.00 AZ TW (I)
Carryall Trays									
04.00 CARRYALL TRAY	25	84	2,100	Bk	16-15/16" x 12-3/8"	43.02 x 31.43	3"	7.62	04.00 SQ TL TW (I), 04.00 SQ TRAD TW (I), 04.00 AZ TW (I), 04.00 STD TW (I)
04.50 CARRYALL TRAY	25	57	1,425	Bk	17-1/4" x 13"	43.82 x 33.02	3"	7.62	04.50 SQ TW (I), 04.50 SQ TRAD TW (I), 04.50 SQ TL TW (I)
05.50 SQ R6 CARRYALL TRAY	25	96	2,400	Bk	15-5/8" x 10-1/3"	39.69 x 26.24	2-1/2"	6.35	05.50 SQ DP PER TL TW (I)
06.50 CARRYALL TRAY	50	42	2,100	Bk	19-1/8" x 12-5/8"	48.58 x 32.07	3"	7.62	06.50 AZ TW (I), 06.50 AZ TRAD TW (I)
Injection Shuttle Trays									
4/10/4 IST	25	72	1,800	Bk	20" x 8"	50.80 x 20.32	1-1/8"	2.86	04.00 STD TW (I) (I), 04.00 AZ TW (I)
4/12/8 IST	25	48	1,200	Bk	15-1/8" x 12-1/2"	38.42 x 31.75	2"	5.08	04.00 AZ TW (I), 04.00 STD TW (I), 04.00 GER TRAD TW (I)
4/15/4 IST	25	32	800	Bk	20" x 12"	50.80 x 30.48	2"	5.08	04.00 AZ TW (I), 04.00 STD TW (I)
4.5/8/4.5 IST	25	100	2,400	Bk	19-5/8" x 10"	49.85 x 25.40	1-3/16"	3.02	04.50 GER TW (I), 04.50 GER TL TW (I)
4.5/12/8 IST	25	36	900	Bk	21-5/8" x 16"	54.93 x 40.64	2"	5.08	04.50 GER TRAD TW (I), 04.50 GER TW (I), 04.50 GER TL TW (I)
1Q/8/5 IST	25	60	1,800	Bk	19-3/4" x 9-3/4"	50.17 x 24.77	2-1/2"	6.35	01.00 Q PER POT TL TW (I)
5/8/5 IST	25	80	2,200	Bk	19-3/4" x 9-3/4"	50.17 x 24.77	2-1/2"	6.35	05.00 AZ TW (I), 05.00 AZ JUM TW (I)
5.5/6/5.5L IST	25	60	1,600	Bk	19-3/4" x 9-3/4"	50.17 x 24.77	1-5/8"	4.13	05.50 AZ TRAD TW (I)
5.5/8/5.5 IST	25	48	1,040	Bk	21" x 11"	53.34 x 27.94	1-1/2"	3.81	05.50 AZ TRAD TW (I)
6/6/8 IST	25	42	1,050	Bk	18" x 11-3/4"	45.72 x 29.85	2-1/2"	6.35	06.00 AZ TW (I), 06.00 STD TW (I), 06.00 AZ JUM TW (I)
6/6/10 IST 1	25	56	1,400	Bk	21" x 13-3/4"	53.34 x 34.93	2-1/2"	6.35	06.00 AZ TW (I), 06.00 STD TW (I), 06.00 AZ JUM TW (I)
6/6/10 IST 2	25	56	1,400	Bk	21" x 13-3/4"	53.34 x 34.93	2-1/2"	6.35	06.00 AZ TW (I), 06.00 STD TW (I), 06.00 AZ JUM TW (I)
6J/6/10L IST	25	48	1,360	Bk	19-3/4" x 11-7/8"	50.16 x 30.16	1-1/2"	3.81	06.00 AZ JUM TW (I)
1G/6/10 IST	25	56	1,400	Bk	21" x 13-3/4"	53.34 x 34.93	2-1/2"	6.35	06.50 AZ TW (I), 01.00 T1 G TL TW (I)

S = Seasonal Availability AZ = Azalea Bk = Black GER = Geranium (I) = Injection IST = Injection Shuttle Tray JUM = Jumbo L = Staggered PER = Perennial SQ = Square STD = Standard T = True TL = Tag Locator TRAD = Traditional TW = Thinwall Wh = White

Bulb Pans

Dillan offers a choice of several Bulb Pan sizes in white or green. The sturdy construction is totally suitable for most bulb crops, while our Thinwall Mum Pans are more suitable for the garden mum crop (see pg. 6 for Mum Pans).

Support Cages


Dillan's range of cage sizes are specifically designed to fit onto specific Dillan Thinwall Pots, Hanging Poinsettia Pots, Standard Stock Pots, and now our 10.00 Color Pot 3. Our Support Cages help promote a desirable upright growth pattern for a wide range of plant material.



Extra thickness withstands cold and extra handling

Wide selection of Bulb Pan sizes

Bulb Pans



Support cages are specially designed for use with Dillan Round Thinwall Pots; see pot compatibility chart below

Support Cages

Positive rim attachment for cages

Product/Description	Carton Pack	Cartons/Pallet	Bulk Qty.	Color	Dimensions			Volume		Pot Compatibility				
					Inside Diameter Inches	Outside Diameter Inches	Height Inches	Max. Dry Cu. Inch	Max. Liquid U.S. metric					
Bulb Pans														
05.00 BULB PAN TW	936	36	N/A	Wh/Gn	4-7/8"	12.38	5"	12.70	2-5/16"	5.87	33.37	1.12 pt	529 ml	
06.00 BULB PAN	400	48	N/A	Wh/Gn	5-13/16"	14.76	6-3/16"	15.72	3-5/8"	9.21	73.70	1.18 qt	1.11 l	
06.50 BULB PAN	156	48	N/A	Wh/Gn	6-7/16"	16.35	6-5/8"	16.83	3-7/8"	9.84	92.82	1.62 qt	1.53 l	
07.00 BULB PAN	78	66	N/A	Wh/Gn	6-13/16"	17.30	7"	17.78	4"	10.16	109.95	1.81 qt	1.71 l	
08.00 BULB PAN 2 TW	96	48	N/A	Wh/Gn	8"	20.32	8-1/8"	20.64	4"	10.16	161.10	2.62 qt	2.47 l	
10.00 BULB PAN 2 TW	96	40	N/A	Wh/Gn	9-7/8"	25.08	10-1/16"	25.56	5-1/16"	12.86	311.05	1.35 gal	5.13 l	
12.00 BULB PAN	58	32	N/A	Wh/Gn	11-3/4"	29.85	11-15/16"	30.30	6-3/16"	15.72	527.52	2.37 gal	8.99 l	
Support Cages														
04.50 GER CAGE	250	60	N/A	Gn			5-1/2"	13.97	3-3/4"	9.53				04.50 GER TW(I), 04.50 GER TL TW (I)
06.00 AZ CAGE	60	36	N/A	Gn			7-1/2"	19.05	4-3/4"	12.07				06.00 AZ TW(I) Only
06.50 AZ CAGE	60	36	N/A	Gn			8"	20.32	4-3/4"	12.07				06.50 AZ TW(I) Only
07.00 AZ CAGE	40	30	N/A	Gn			8-1/2"	21.59	5-1/2"	13.97				07.00 AZ TW(I) Only
08.00 POINT CAGE 1 Tall, 2 Rings	40	50	N/A	Gn			10"	25.40	7"	17.78				08.00 HANG POINT(I), 08.00 STD STOCK(I) Only
08.00 POINT CAGE 2 Short, 1 Ring	100	20	N/A	Gn			10"	25.40	5"	12.70				08.00 SL HANG POINT(I), 08.00 STD STOCK(I) Only
10.00 POINT CAGE	60	32	N/A	Gn			11-1/2"	29.21	6"	15.24				10.00 SL HANG POINT(I), 10.00 STD STOCK(I) Only

10.00 Color Pot 3 Cage **Coming Soon!**
 S = Seasonal Availability AZ = Azalea GER = Geranium Gn = Green (I) = Injection POINT = Poinsettia SL = Saucerless STD = Standard TL = Tag Locator TW = Thinwall Wh = White

Specialty Items

Dillen offers a wide variety of Specialty Items that helps many growers find a market niche. We now offer two sizes of the ever-popular Market Basket, two sizes of our Hanging Poinsettia Pot, and a new Trellis for our Thinwall Pots.



Available in Saucerless Hanging or Standard Pot drainage versions

Holds 8 individual pots or plant right in the basket

Hanging Poinsettia Pot



NEW! Thinwall Pot Trellis

Designed to clip firmly on two of our T-1G Thinwall Pots, this Trellis is manufactured with 100% nylon material for rigidity and durability. An ideal accessory for showcasing your climbing plants!



Market Baskets



Clip-on Saucer

Product/Description	Carton Pack	Cartons/ Pallet	Bulk Qty.	Color	Dimensions		Dimensions		Height Inches	Height cm	Volume		Pot Compatibility	
					Inside L x W Inches	cm	Outside L x W Inches	cm			Max. Dry Cu. Inch	Max. Liquid U.S. Gal		Metric
Dillen Specialty Items														
03.50 JR MARKET BSKT (W/Utility Handle 1)	50	50	3,600	Wh/Gn	14-3/8" x 7-3/8"	36.51 x 18.73	15" x 8"	38.10 x 20.32	4"	10.16	375.91	1.50 gal	5.67 l	03.50 SQ TRAD TW(I)
04.00 MARKET BSKT (W/Utility Handle 1)	50	36	2,700	Wh/Gn	15-7/8" x 8-1/32"	40.32 x 20.40	16-17/32" x 8-11/16"	41.99 x 22.07	4"	10.16	466.08	2.00 gal	7.57 l	04.00 SQ TL TW(I), 04.00 SQ TRAD TW(I)
06.00 CLIP ON SCR	448	32	N/A	Wh/Gn		14.45	5-11/16"	14.45	1"	2.54				06.00 AZ TL TW(I), 06.00 AZ TW(I), 06.00 STD TW(I), 06.00 AZ JUM TW(I), 06.00 BULB PAN(I)
08.00 HANG POINT (W/Cap. Dish)	100	30	6,300	Gn	8-1/3"	21.15	8-7/16"	21.43	7"	17.78	224.47	3.81 qt	3.60 l	Hanger E-10 or E10L
10.00 HANG POINT (W/Cap. Dish)	72	40	3,500	Gn	8-7/8"	22.54	9-63/64"	25.34	8-1/3"	21.16	354.28	1.50 gal	5.67 l	Hanger E-10 or E10L
01.00 1G TRELLIS	64	32	N/A	Bk			5-1/8"	13.01	17"	43.18				01.00 T1G TL TW (I), 01.00 T1G SQUAT TL TW SD (I)

S = Seasonal Availability AZ = Azalea Bk = Black Cap. = Capillary Gn = Green (I) = Injection JUM = Jumbo POINT = Poinsettia SCR = Saucer SD = Side Drain SL = Saucerless SM = Skinny Minnie
 SQ = Square STD = Standard TL = Tag Locator TRAD = Traditional TW = Thinwall Wh = White

NEW!



Injection-Molded Nursery Containers

Traditional & Squat Styles

These injection-molded nursery containers are both strong and economical. The heavy-duty, wrap-around rims are easy to handle and sturdy enough to pick up the heavier plant material. Superior drainage is engineered into both side and bottom hole designs.



Side Drain Injection-Molded Squat

Squat containers with their wide base dimension are ideal for shallow rooted plants by producing a better root ball. They also help to conserve water by capturing more during watering. Great for stacking and even greater for windy conditions.

Available In Two Drain Configurations

Choose either side drain or bottom drain on our most popular sizes.



Product/Description	Parts per Pallet	Color	Inside Top Diameter		Outside Top Diameter		Inside Bottom Diameter		Height		Dry Volume	
			Inches	cm	Inches	cm	Inches	cm	Inches	cm	Cu. Inch	Liters
Injection Nursery Containers												
#1 Side Drain	4,900	Bk*	6"	15.2	6-1/2"	16.5	5-1/8"	13	7"	17.7	170	2.79
#2 Side Drain	3,100	Bk*	8-1/2"	21.5	9"	22.8	7-1/8"	18	8-1/2"	21.5	414	6.78
#3 Side Drain	1,480	Bk*	9-3/4"	24.7	10-1/2"	26.6	8-3/4"	22.2	9"	22.8	605	9.91
#5 Side Drain	896	Bk*	10"	25.4	11"	27.9	9"	22.8	12-1/4"	31.1	868	14.22
#7 Side Drain	672	Bk*	11-7/8"	30.1	12-3/4"	32.3	10-5/8"	26.9	14-1/2"	36.8	1,441	23.61
#10 Side Drain	540	Bk*	14-3/8"	36.5	16-1/2"	41.9	13"	33	15"	38.1	2,207	36.16
#15 Side Drain	540	Bk*	14-1/2"	36.8	16-3/4"	42.5	12-3/4"	32.3	17-5/8"	44.7	2,570	42.11
#15 Side Drain (Thin Wall)	594	Bk*	14-5/8"	37.1	16-1/2"	41.9	12-3/4"	32.3	15-5/8"	39.6	2,299	37.67
#1 Bottom Drain	6,370	Bk*	6"	15.2	6-1/2"	16.5	5-1/8"	13	7"	17.7	170	2.78
08.00 Bottom Drain	4,032	Bk*	7"	17.7	7-1/2"	19	6"	15.2	7"	17.7	232	3.80
#2 Bottom Drain	3,100	Bk*	8-1/2"	21.5	9"	22.8	7-1/8"	18	8-3/8"	21.2	401	6.57
#3 Bottom Drain	1,800	Bk*	9-3/4"	24.7	10-3/8"	26.3	8-5/8"	21.9	8-7/8"	22.5	588	9.63
#5 Bottom Drain	1,280	Bk*	10-1/8"	25.7	11"	27.9	8-3/4"	22.2	12-1/8"	30.7	848	13.90
#3 Squat	1,400	Bk*	9-1/4"	23.4	10"	25.4	8-1/2"	21.5	8"	20.3	495	8.11
#5 Squat	744	Bk*	11"	27.9	12"	30.4	10-1/8"	25.7	10-1/4"	26	898	14.72
#6 Squat	960	Bk*	12-1/8"	30.7	13"	33	11-1/8"	28.2	9-1/8"	23.1	968	15.86
#7 Squat	594	Bk*	14"	35.5	15"	38.1	13"	33	11-3/4"	29.8	1,681	27.55
#7 Squat (Special)	684	Bk*	13-1/8"	33.3	14-1/4"	36.1	11-5/8"	29.5	11-1/2"	29.2	1,383	22.66
#10 Squat	330	Bk*	16"	40.6	18"	45.7	14-3/4"	37.4	12"	30.4	2,228	36.51
#15 Squat	300	Bk*	17"	43.1	19-1/4"	48.8	14-5/8"	37.1	15"	38.1	2,946	48.28
#20 Squat	216	Bk*	19-1/2"	49.5	22"	55.8	17-1/2"	44.4	17"	43.1	4,570	74.89

* = Standard Color is Black; Other colors available on some items— call for availability and lead times **Sizes, weights, and capacities subject to change

NEW!



Pressure-Formed Nursery Containers

Pressure forming represents the newest technology for the manufacturing of plant containers. The process offers several advantages over competitors' products.

Plant Appearance:

Consumer purchases are based overwhelmingly on plant appearance. The bottom-drain design encourages more effective irrigation, a healthier root structure and a more attractive plant.

Container Appearance:

Pressure forming means brighter, cleaner colors, including green, gray, terra cotta and standard black. Every pot has the same smooth finish, free of excess trim material and blemishes.

Container Strength:

The right amount of material always goes to those critical areas – the container lip and the bottom corners. Stronger containers mean plants arrive at the retail nursery in better condition.


Durable yet lightweight alternative to heavy-duty injection containers

Sizes for everything from Perennials to small Shrubs and Trees



Custom Printing Program

Pro Cal and Dillen specialize in custom orders. On Pro Cal Nursery Pots, we can match your color needs, add U.V. Protection, print up to four colors with our dry offset printers and apply hot stamping or affix labels. Call us for a quote and lead times.



The Pot-in-a-Pot System

Increase productivity and save money with our Pot-in-a-Pot planting system. The Pot-in-a-Pot planting system is ideal for nurseries with harsh climate conditions. Root temperatures remain adequate and stable, and plants do not blow over under windy conditions. Irrigation run-off is controllable as well. Spacers provide air pruning between the pots.

Product/Description	Parts per Pallet	Color	Inside Top Diameter		Outside Top Diameter		Inside Bottom Diameter		Height		Dry Volume	
			Inches	cm	Inches	cm	Inches	cm	Inches	cm	Cu. Inch	Liters
Pressure-Formed Containers												
04.25 Q	17,820	Bk*	4-1/4"	10.7	4-5/8"	11.7	3-5/8"	9.2	4-5/8"	11.7	56	0.92
#1 Short	9,310	Bk*	5-7/8"	14.9	6-1/2"	16.5	5"	12.7	6-1/2"	16.5	154	2.52
#1 Reg.	7,350	Bk*	5-7/8"	14.9	6-1/2"	16.5	5"	12.7	7"	17.7	166	2.72
#1 Hvy.	7,350	Bk*	5-7/8"	14.9	6-1/2"	16.5	5"	12.7	7"	17.7	166	2.72
#2 Med.	3,125	Bk*	8-1/4"	20.9	8-7/8"	22.5	7-1/4"	18.4	8-1/2"	21.5	401	6.57
#3 Med.	1,800	Bk*	9-1/2"	24.1	10-1/4"	26	8-3/4"	22.2	9-1/8"	23.1	597	9.78
#5 Med.	1,408	Bk*	10"	25.4	11"	27.9	8-3/4"	22.2	12"	30.4	828	13.57
#5 Squat	1,104	Bk*	10-3/4"	27.3	12"	30.4	9-5/8"	24.4	10-1/2"	26.6	829	13.58
Pot-in-a-Pot System												
#6 Squat Spacer	3,200	Bk			10-1/2"	26.6			1-1/2"	3.8		
#10 Squat Spacer	1,920	Bk			12"	30.4			3-1/4"	8.2		
#10/#15 Squat Spacer	1,080	Bk			13-5/8"	34.6			2-3/8"	6		

* = Standard Color is Black; Other colors available on some items— call for availability and lead times **Sizes, weights, and capacities subject to change

Nursery Pots

Dillen's growing line of Injection-Molded Nursery Pots now includes a new 01.00 Q Perennial Pot and T-1G Squat Container, both with Tag Locator (TL) slots. All containers have generous drain holes to prevent your plants from becoming waterlogged, and with some sizes you have a choice of side or bottom drainage. All containers have a smooth, glossy finish that allows for easy cleaning and application of adhesive labels. Refer to the chart below to identify which items can be offset printed in up to six colors. In addition, the T-1G, T-1G Squat, T-2G, and T-3G sizes have Tag Locator slots molded into the rim, for efficient merchandising of plant material at retail.

Tag Locator slots securely keep your plant information with the pot

Custom colors available. Contact your Dillen representative about minimum quantities and lead times

High-gloss finish allows easy cleaning, label application, and printing

Bottom drains guarantee complete drainage; available on select versions

Carry Trays

We offer a variety of injection-molded and vacuum-formed Carry Trays for T-1G TW containers (see pages 15 & 28-29).

Product/Description	Carton Pack	Cartons/Pallet	Bulk Qty.	Color	Dimensions				Volume			Tray Compatibility		
					Inside Diameter Inches	Outside Diameter cm	Height Inches	Max. Dry Cu. Inch	Max. Liquid U.S.	Tray Compatibility				
Nursery Pots														
01.00 Q Perennial Pot TL TW	475	33	20,000	Gn/Wh	4-1/16"	10.32	4-3/8"	11.11	4-3/4"	12.07	55.00	1.94 pt	917 ml	CTQ12(V), CTQ8(V), CTQ8LL(V), CTQ8L(V), 1Q/8/5 IST(I)
01.00 T1 G TL TW	128	48	8,000	Bk	6-3/16"	15.72	6-1/2"	16.51	7"	17.78	150.68	2.72 qt	2.57 l	FPGA16(V), DWT1GA3(V), FPGA13(V), 1G/6/10 IST(I), CTGA16(V)
01.00 T1 G Squat TL TW SD	140	48	8,800	Bk	6-7/32"	15.80	6 17/32"	16.59	6-5/32"	15.64	149.49	2.43 qt	2.29 l	FPGA16(V), DWT1GAS3(V), CTGAS16(V), DWT1GAS3LL(V)
02.00 G TW	60	48	4,500	Bk	7-7/8"	20.00	8-1/16"	20.48	7"	17.78	261.39	1.08 gal	4.10 l	
02.00 T2 G TL TW	50	48	3,450	Bk	8"	20.32	8-9/16"	21.75	8-9/16"	21.75	309.15	1.50 gal	5.67 l	
03.00 T3 G TL TW	30	32	1,400	Bk	10-1/4"	26.04	10-29/32"	27.70	9-1/2"	24.13	595.54	2.70 gal	10.2 l	
05.00 G (Squat)	13	36	585	Bk	13-3/4"	34.93	15"	38.10	9-1/2"	24.13	1077.16	5.34 gal	20.2 l	
07.00 G	10	36	540	Bk	13-3/4"	34.93	15"	38.10	13-1/2"	34.29	1531.66	7.50 gal	28.3 l	

= Seasonal Availability = Offset Printing Available Bk = Black DWT = Dillen Water Tray (I) = Injection IST = Injection Shuttle Tray SD = Side Drain T = Trade TW = Thinwall TL = Tag Locator (V) = Vacuum

DEKO Covers™

DEKO Covers provide a stylish, colorful and cost-effective solution to plant packaging and merchandising. Made with high-impact co-polymers, DEKO Covers are tear-resistant, leak-proof, and can be ordered in a wide range of eye-catching colors. DEKOs are available in scalloped and flat tops, and fit 04.00 to 08.00 round pots. Easy to label, store and apply, DEKO Covers help to improve your operation's efficiency, as well as your retailer's sell-through! Attractive, durable and economical, DEKOs are an excellent option for your pot covering needs.



Flat Top Style

Scalloped Style

NEW! Color Assortment Cartons

Popular color mixes are now available in assortment cartons. Cartons packed with equal amounts of four colors. When ordering, indicate color mix and size (04.00, 04.00 Tall, 04.50 or 06.00 Flat Top Covers). Contact Dillen regarding lead times and availability.

Available colors in carton packs:

All colors not stocked in all sizes. Call for availability.

Spring Colors:



**Indicates colors in Spring Mix Assortment Carton Pack.*

African Violet Colors:



Christmas Colors:



**Indicates colors in Christmas Mix Assortment Carton Pack.*

NEW! Designer Holiday & All Season Colors:



**Indicates colors in Designer Mix Assortment Carton Pack.*

Product/Description	Carton Pack	Cartons/Pallet	Dimensions Outside Diameter		Height		Volume Max Liquid		Pot Compatibility
			Inches	cm	Inches	cm	U.S.	metric	
DEKO Covers									
04.00 SCLOP	1,000	36	4-1/4"	10.80	3-3/8"	8.57	1.06 pt	501 ml	04.00 AZ TW(I)
04.00 TALL FLATTOP	975	36	4-1/4"	10.80	4-1/4"	10.80	1.31 pt	619 ml	04.00 STD TW(I), 04.00 GER TRAD TW(I)
04.50 FLATTOP	432	45	4-3/4"	12.07	4-1/4"	10.80	1.62 pt	766 ml	04.50 GER TW(I), 04.50 GER TL TW (I), 04.50 GER TRAD TW(I)
05.00 FLATTOP	250	48	5-3/8"	13.65	4-3/8"	11.11	1.12 qt	1.05 l	05.00 AZ TW(I)
06.00 FLATTOP	210	40	6-1/2"	16.51	5-3/4"	14.61	2.31 qt	2.18 l	06.00 AZ TW(I)
06.00 JUM FLATTOP	168	45	6-1/4"	15.88	6"	15.24	2.34 qt	2.21 l	06.00 AZ JUM TW(I)
06.00 TALL SCLOP	148	45	7"	17.78	5-3/4"	14.61	2.31 qt	2.18 l	06.00 AZ TW(I), 6" AZ JUM TW(I)
06.50 FLATTOP	148	45	7-1/4"	18.42	6"	15.24	2.81 qt	2.65 l	06.50 AZ TW(I)
08.00 FLATTOP	50	40	9"	22.86	8"	20.32	1.55 gal	5.86 l	08.00 AZ TW(I)

S = Seasonal Availability AZ = Azalea GER = Geranium (I) = Injection JUM = Jumbo SCLOP = Scalloped Top STD = Standard TRAD = Traditional TW = Thinwall

Injection-Molded Plug Trays

Dillen pioneered the introduction of competitively priced Injection-Molded Plug Trays made from a special “no break” prime co-polymer. We now offer the widest variety of flexible, durable, long-lasting Plug Trays and Propagation Strips that will stand up to the demands of steam sterilization, disinfectants, and high-pressure cleaning. The Injection-Molded Plug Tray line includes sizes in True and Standard dimensions. Two of the Standard trays conform to the Common Element (CE) standards developed for Plug Trays in the 288 and 512 configurations. All of the trays are “endless” for maximum efficiency with high-speed automated transplanting equipment.

Outstanding strength and durability – most trays weigh over a pound!

Specialty Tray
GCI 200 E

Standard Tray
DI 72 E

Endless feature means constant hole-to-hole dimension, even tray to tray

Standard Tray
DI 288 CE E

Perfect hole definition every time - molded, not punched

Product/Description	Carton Pack	Cartons/Pallet	Bulk Qty.	Color	Dimensions Outside L x W		Height		Dry Volume		Cell Diameter Top		Configuration
					Inches	cm	Inches	cm	Cu. Inch	Liters	Inches	cm	
True Plug Trays													
TI 10 Cell Strip	N/A	N/A	7,200	Bk	19-1/2" x 1-9/16"	49.53 x 3.96	2"	5.08	105.00	1.72	1-3/8" x 1-3/16"	3.49 x 3.01	1 x 10
10 Cell Strip Tray for TI 10 Cell Strip x 6 (I)	N/A	N/A	2,400	Bk	19-1/2" x 10"	49.53 x 25.40	1-3/4"	4.44	-	-	-	-	-
TI 162 E	37	50	1,300	Bk	20" x 10"	50.8 x 25.40	1-9/16"	3.96	160.55	2.63	1"	2.54	9 x 18
TI 288 E	39	40	1,400	Bk	20" x 10"	50.8 x 25.40	1-1/16"	2.69	124.86	2.05	3/4"	1.90	12 x 24
TI 512 E	33	40	1,225	Bk	20" x 10"	50.8 x 25.40	15/16"	2.38	119.06	1.95	9/16"	1.43	16 x 32
Standard Plug Trays													
DI 50-2 E VT	30	50	1,250	Bk	20-3/8" x 10-3/16"	51.75 x 25.87	1-3/4"	4.44	94.00	1.54	1-3/8"	3.49	5 x 10
DI 72 E VT	29	50	1,190	Bk	20-3/8" x 10-1/4"	51.75 x 26.03	1-3/4"	4.44	142.08	2.33	1-5/16"	3.33	6 x 12
DI 162 E	33	50	1,300	Bk	20-3/8" x 10-1/4"	51.75 x 26.03	1-1/2"	3.81	182.94	3.00	1"	2.54	9 x 18
DI 288 CE E	38	50	1,300	Bk	20-3/8" x 10-1/4"	51.75 x 26.03	1"	2.54	147.85	2.42	11/16"	1.75	12 x 24
DI 512 CE E	31	50	1,225	Bk	20-3/8" x 10-1/4"	51.75 x 26.03	7/8"	2.22	107.76	1.77	5/8"	1.58	16 x 32
Specialty Plug Trays													
GCI 200 E VT	30	40	1,190	Bk	20" x 10-1/4"	50.80 x 26.03	1-1/4"	3.17	95.44	1.56	13/16"	2.06	10 x 20

S = Seasonal Availability Bk = Black CE = Common Element DI = Standard Injection E = Endless (I) = Injection TI = True Injection VT = Ventilated

Vacuum-Formed Plug Trays

When it comes to high quality, competitively priced, Vacuum-Formed Plug Trays, variety is the hallmark of Dillen's line. Round, square or hex cells, wide or narrow lip, Common Element or standard dimensions, you can find it in Dillen's line of economical Plug Trays. Perfectly suited for seed germination or vegetative propagation, the accurate die-cut holes ensure consistent performance in drainage and air pruning.



Hex Vacuum Plug Trays

- 102, 51, and 17 cell strip configurations
- Ventilation holes provide great air circulation in the DVPT51HX and DVPT102HX
- Crop spacing options for young plants by rows in the DVPT17HX and DPF102 Flat (see pg. 32)
- Automation friendly
- Molded feet in bottom of cells provide superior drainage



Standard Tray
DVPT105HX E

Choice of wide or narrow lip in DVPT288 and DVPT512 sizes

Standard Tray
DVPT288WLCE

Common element versions of the standard DVPT288 and DVPT512

Sharp die-cut drain holes mean consistent, complete drainage

True Tray
TVPT84SQ

Stacking notches on many trays mean easier denesting in automated equipment



Product/Description	Carton Pack	Cartons/Pallet	Bulk Qty.	Color	Dimensions Outside L x W		Height		Dry Volume		Cell Diameter Top		Configuration
					Inches	cm	Inches	cm	Cu. Inch	Liters	Inches	cm	
True Plug Trays													
TVPT84RD VT	50	36	2,250	Bk	20" x 10"	50.8 x 25.40	1-3/4"	4.44	111.62	1.83	1-3/16"	3.17	7 x 12
TVPT84SQ (w/ Tag Ramp) VT	50	36	2,250	Bk	20" x 10"	50.8 x 25.40	1-3/4"	4.44	123.74	2.03	1-1/16"	2.69	7 x 12
TVPT103SQ (w/ Tag Ramp) VT	50	36	2,250	Bk	20" x 10"	50.8 x 25.40	1-5/8"	4.11	114.02	1.87	1-1/16"	2.69	7 x 15, minus 2 cells
TVPT105SQ VT	50	36	2,250	Bk	20" x 10"	50.8 x 25.40	1-5/8"	4.11	115.00	1.88	1-1/16"	2.69	7 x 15
TVPT144RD VT	50	36	2,250	Bk	20" x 10"	50.8 x 25.40	1-5/8"	4.11	129.15	2.12	15/16"	2.38	8 x 18
TVPT144SQ VT	50	36	2,250	Bk	20" x 10"	50.8 x 25.40	1-5/8"	4.11	131.16	2.15	7/8"	2.22	8 x 18
TVPT288SQ	50	36	2,250	Bk	20" x 10"	50.8 x 25.40	1-1/8"	2.84	111.47	1.83	3/4"	1.90	12 x 24
TVPT512SQ	50	36	2,250	Bk	20" x 10"	50.8 x 25.40	1"	2.54	95.54	1.57	1/2"	1.27	16 x 32
Standard Plug Trays													
DVPT17HX	50	36	N/A	Bk	21" x 1-3/4"	53.34 x 4.45	1-11/16"	4.29	20.74	0.34	1-1/16"	2.70	1 x 17
DVPT51HX VT	50	36	N/A	Bk	21" x 5-1/4"	53.34 x 13.34	1-11/16"	4.29	62.22	1.02	1-1/16"	2.70	3 x 17
DVPT102HX VT	50	36	2,250	Bk	21" x 10-1/2"	53.34 x 26.67	1-11/16"	4.29	124.44	2.04	1-1/16"	2.70	6 x 17
DVPT105HX E VT	50	36	2,250	Bk	20-3/4" x 10-1/4"	51.43 x 26.03	1-3/4"	4.44	128.00	2.10	1-1/16"	2.69	7 x 15
DVPT105HX/HD E VT	50	36	1,800	Bk	20-3/4" x 10-1/4"	51.43 x 26.03	1-3/4"	4.44	128.00	2.10	1-1/16"	2.69	7 x 15
DVPT128SQ VT	50	36	2,250	Bk	20-3/8" x 10-1/4"	51.43 x 26.03	1-9/16"	3.96	88.49	1.45	1-5/16"	3.33	8 x 16
DVPT288CE	50	36	2,250	Bk	20-1/2" x 10-1/4"	51.43 x 26.03	1-1/16"	2.69	136.00	2.23	13/16"	2.06	12 x 24
DVPT288WLCE	50	36	2,250	Bk	20-1/2" x 10-1/4"	51.43 x 26.03	1-1/16"	2.69	136.00	2.23	13/16"	2.06	12 x 24
DVPT512CE	50	36	2,250	Bk	20-1/2" x 10-1/4"	51.43 x 26.03	7/8"	2.22	107.18	1.76	9/16"	1.43	16 x 32
DVPT512WLCE	50	36	2,250	Bk	20-1/2" x 10-1/4"	51.43 x 26.03	7/8"	2.22	107.18	1.76	9/16"	1.43	16 x 32

S = Seasonal Availability Bk = Black CE = Common Element DVPT = Standard Vacuum Plug Tray E = Endless HD = Heavy Duty HX = Hexagon RD = Round Cell SQ = Square Cell TVPT = True Vacuum Plug Tray VT = Ventilated WL = Wide Lip

For more information, call 1-800-225-7712.

Vacuum Inserts

We custom blend and form our own high quality polystyrene sheet material used in the production of our full series of bedding plant container sizes. Consistent, ample sheet thickness, coupled with a solid quality standard for uniformly burned holes and die-cut trim, places Dillen's Inserts at the high end of the industry spectrum. Dillen leads the way with a complete line of Standard, True, Slim Jim (long and short), Skinny Minnie, Super Thin, and Space Saver sizes. *An Annual Sheet and several specialty Perennial Sheets (Sheet of Pots, see pg. 27), one of which has Tag Locator (TL) capability, completes the line.* Our normal production is in the color black, although white, custom colors, and co-extruded two-color inserts are available by special order. Packaging includes corrugated boxes or bulk with white polybag outer wrap for weather resistant storage.

Variety of configurations to fit automated equipment




AS4510
Annual Sheet
(see pg. 27)

DPS1801
Standard Perennial
Sheet (see pg. 27)


Tag Locator feature
built in PS4510
(see pg. 27)

Product/Description	Carton Pack	Cartons/Pallet	Bulk Qty.	Color	Dimensions Outside L x W		Height		Volume			Configuration
					Inches	cm	Inches	cm	Max. Dry Cu. Inch	Max. Liquid U.S.	metric	
Standard Inserts												
D606	100	64	7,200	Bk	21" x 10-1/2"	53.34 x 26.67	2-1/4"	5.71	285.21	1.87 pt	884 ml	Standard Inserts fit Most Standard Injection & Vacuum Flats
DJ606 (Jumbo)	100	36	3,600	Bk	21" x 10-1/2"	53.34 x 26.67	3-3/4"	9.52	405.63	1.31 qt	1.24 l	
D801	100	64	7,200	Bk	21" x 10-1/2"	53.34 x 26.67	2-1/4"	5.71	387.60	1.75 pt	828 ml	
D804	100	64	7,200	Bk	21" x 10-1/2"	53.34 x 26.67	2-1/4"	5.71	338.96	1.25 pt	591 ml	
D806	100	64	7,200	Bk	21" x 10-1/2"	53.34 x 26.67	2-1/4"	5.71	317.28	1.50 pt	709 ml	
D806R	100	64	7,200	Bk	21" x 10-1/2"	53.34 x 26.67	2-1/4"	5.71	317.28	1.50 pt	709 ml	
D809	100	64	7,200	Bk	21" x 10-1/2"	53.34 x 26.67	2-1/4"	5.71	267.36	1.12 pt	529 ml	
D1201	100	64	7,200	Bk	21" x 10-1/2"	53.34 x 26.67	2-1/4"	5.71	357.96	1.06 pt	501 ml	
D1202	100	64	7,200	Bk	21" x 10-1/2"	53.34 x 26.67	2-1/4"	5.71	298.32	1.00 pt	473 ml	
D1203	100	64	7,200	Bk	21" x 10-1/2"	53.34 x 26.67	2-1/4"	5.71	310.92	13.8 oz	408 ml	
D1204	100	64	7,200	Bk	21" x 10-1/2"	53.34 x 26.67	2-1/4"	5.71	279.72	12.0 oz	354 ml	
D1206	100	64	7,200	Bk	21" x 10-1/2"	53.34 x 26.67	2-1/4"	5.71	242.64	12.0 oz	354 ml	
D1801	100	64	7,200	Bk	21" x 10-1/2"	53.34 x 26.67	2-1/4"	5.71	305.35	10.0 oz	295 ml	
True Inserts												
T804	100	72	8,000	Bk	20" x 10"	50.8 x 25.40	2-1/2"	6.35	346.48	1.50 pt	709 ml	True Inserts fit Most True Injection & Vacuum Flats
T806	100	72	8,000	Bk	20" x 10"	50.8 x 25.40	2-1/2"	6.35	304.08	1.12 pt	529 ml	
T806R	100	72	8,000	Bk	20" x 10"	50.8 x 25.40	2-1/2"	6.35	304.08	15.0 oz	443 ml	
T1201	100	36	6,000	Bk	20" x 10"	50.8 x 25.40	2 1/2"	6.35	389.76	15.0 oz	443 ml	
T1203	100	36	5,000	Bk	20" x 10"	50.8 x 25.40	2-1/2"	6.35	319.44	13.5 oz	399 ml	
T1203R	100	72	8,000	Bk	20" x 10"	50.8 x 25.40	2-1/2"	6.35	319.44	12.0 oz	354 ml	
T1204	100	36	5,000	Bk	20" x 10"	50.8 x 25.40	2-1/2"	6.35	294.96	1.00 pt	473 ml	
T1206	100	72	8,000	Bk	20" x 10"	50.8 x 25.40	2-1/2"	6.35	271.08	12.0 oz	354 ml	
TJ606 (Jumbo)	100	36	4,000	Bk	20" x 10"	50.8 x 25.40	3-1/4"	8.25	422.94	1.12 qt	1.06 l	T1020R6(I), TVF1020R6(V)
T306BP(H) (True 6 Cell Single Basket Pack)	300	36	12,600	Wh	10" x 6-3/4"	25.40 x 17.14	3-1/2"	8.89	116.63	2.25 qt	2.12 l	Accepts DPC Handle 2, TV1020R3(V)
T224HP(H) (True 24 Cell Half Pack) Sheet	100	36	4,000	Wh	20" x 10"	50.8 x 25.40	3"	7.62	276.54	1.50 qt	1.41 l	Accepts DPC Handle 2, T1020R6(I)
T412QP (True 12 Cell Quarter Pack) Sheet	100	36	4,000	Wh	20" x 10"	50.8 x 25.40	3"	7.62	143.98	1.12 qt	1.05 l	T1020R6(I)
DPC Utility Handle 2	1,000	N/A	N/A	Wh	16.25"	41.27	N/A	N/A	N/A	N/A	N/A	For T306BP(H)(V), T224HP(H)(V), HPT108(H)(V), SJ224HP(H)(V), HPSJ120(H)(V)

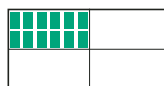
S = Seasonal Availability AS = Annual Sheet Bk = Black BP = Basket Pack D = Standard (H) = Handle Hole HP = Half Pack (I) = Injection JS = Jumbo Short L = Long PS = Perennial Sheet QP = Quarter Pack R = Reverse S = Short SJ = Slim Jim SM = Skinny Minnie SMJ = Skinny Minnie Jumbo SS = Space Saver ST = Super Thin T = True TV = True Vacuum (V) = Vacuum Wh = White




224HP
True - 20" x 10"
Slim Jim S - 20" x 8-1/2"




306BP
True - 10" x 6-3/4"
Skinny Minnie - 8" x 6-1/2"




412QP
True - 20" x 10"
Slim Jim S - 20" x 8-1/2"




SJ412
Slim Jim - 20" x 8-1/2"



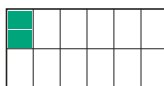
606
True - 20" x 10"
Slim Jim L - 21" x 8-1/2"
Slim Jim S - 20" x 8-1/2"
Skinny Minnie - 20" x 8-1/4"
Super Thin - 20" x 7-1/2"
Standard - 21" x 10-1/2"



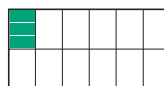
801
Standard - 21" x 10-1/2"




1201
Standard - 21" x 10-1/2"
True - 20" x 10"



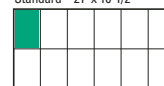
1202
Standard - 21" x 10-1/2"



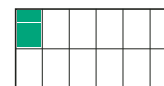
1203
Standard - 21" x 10-1/2"
True - 20" x 10"



1203R
True - 20" x 10"



1204
Standard - 21" x 10-1/2"
True - 20" x 10"
Slim Jim JS - 20" x 8-1/2"



1206
Standard - 21" x 10-1/2"
True - 20" x 10"



T306BP
True 6 Cell Single
Basket Pack

T224HP
True 24 Cell Half Pack

Precision die-cut for
easy part separation

Consistent sheet
thickness for
strong corners
and cell bottoms

Billboard sides for
maximum inkjet
printing (SJ606S, L,
SMJ606, STJ606)

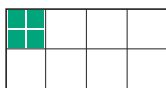
Inkjet Printing

Inkjet printing is available on many Vacuum Inserts, especially those with "billboard" sides. Varieties, care instructions, and UPCs may be printed by inkjet.

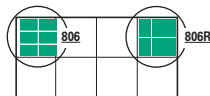


Product/Description	Carton Pack	Cartons/Pallet	Bulk Qty.	Color	Dimensions Outside L x W		Height		Volume			Configuration
					Inches	cm	Inches	cm	Max. Dry Cu. Inch	Max. Liquid U.S.	metric	
Slim Jim Inserts												
SJ606S (Jumbo)	100	60	6,600	Bk	20" x 8-1/2"	50.8 x 21.59	3-1/8"	7.93	318.18	1.87 pt	884 ml	SJ8520R6(I), SJS Vacuum Flats
SJ606L (Jumbo)	100	44	4,400	Bk	21" x 8-1/2"	53.34 x 21.59	3-1/8"	7.93	350.34	1.98 pt	936 ml	SJ8521R6(I)
SJ806JS (Jumbo)	100	36	4,000	Bk	20" x 8-1/2"	50.8 x 21.59	3-1/4"	8.25	285.76	1.35 pt	638 ml	SJS Vacuum Flats
SJ224HP (H) (2-24 Cell Half Pack Sheet)	100	44	4,400	Wh	20" x 8-1/2"	50.8 x 21.59	3"	7.62	212.00	1.50 qt	1.41 l	Accepts DPC Handle 2, SJ8520R6(II)
SJ412QP (4-12 Cell Quarter Pack Sheet)	100	36	4,400	Wh	20" x 8-1/2"	50.8 x 21.59	3"	7.62	212.00	1.12 qt	1.05 l	SJ8520R6(II)
SJ412	100	36	4,400	Wh	20" x 8 1/2"	50.8 x 21.59	3"	7.62	208.00	1.12 qt	1.05 l	SJ8520R6(II), SJV8520R6(V)
SJ1204JS (Jumbo)	100	44	4,400	Bk	20" x 8-1/2"	50.8 x 21.59	3-1/8"	7.93	260.88	13.0 oz	384 ml	SJ8520R6(II), SJS Vacuum Flats
Skinny Minnie Inserts												
SM306BP	300	42	10,500	Bk	8" x 6-1/2"	20.32 x 16.51	3-1/4"	8.25	91.14	1.68 qt	1.58 l	SMV820R3(V)
SMJ606 (Jumbo)	100	44	7,200	Bk	20" x 8-1/4"	50.8 x 20.95	3-1/8"	7.93	319.86	1.87 pt	8854ml	SM820R6(II), SM Vacuum Flats
Space Saver Inserts												
SS1202	100	44	4,000	Bk	18" x 9"	45.72 x 22.86	2-3/4"	6.98	231.96	1.12 pt	529 ml	SSV918(V)
SS1203	100	44	4,000	Bk	18" x 9"	45.72 x 22.86	2-3/4"	6.98	231.96	1.12 pt	529 ml	SSV918(V)
Superthin Inserts												
STJ606 (Jumbo)	100	44	7,200	Bk	20" x 7-1/2"	50.8 x 19.05	3-1/2"	8.89	246.00	1.50 pt	709 ml	ST7520R(II)


[S] = Seasonal Availability AS = Annual Sheet Bk = Black BP = Basket Pack D = Standard (H) = Handle Hole HP = Half Pack (II) = Injection JS = Jumbo Short L = Long PS = Perennial Sheet QP = Quarter Pack R = Reverse S = Short SJ = Slim Jim SM = Skinny Minnie SMJ = Skinny Minnie Jumbo SS = Space Saver ST = Super Thin T = True TV = True Vacuum (V) = Vacuum Wh = White



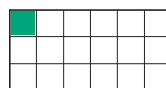
804
Standard - 21" x 10-1/2"
True - 20" x 10"



806
Standard - 21" x 10-1/2"
True - 20" x 10"
Slim Jim JS - 20" x 8-1/2"



809
Standard - 21" x 10-1/2"



1801
Standard - 21" x 10-1/2"

Vacuum Pots & Compatible Trays

Dillen produces five sizes of economical Vacuum Square Pots in seven different packaging configurations. These square pots are made to close tolerances, which allow many of them to press-fit into trays made specifically for that purpose. Vacuum Pots may be ordered in custom colors or in a color-on-black, co-extruded version (minimums and lead times apply). The smooth finish of these pots provides a perfect surface for adhesive labels or inkjet printing (on white or light colored pots).


Smooth sidewalls perfect for labels or inkjet printing



Tight tolerance die-cut drain holes

*Co-extruded and solid color containers, other than black, are non-stock items; minimums and lead times required

Molded lip for extra strength



Co-Extruded Pots

The co-extruded process bonds a colored outer layer with a black inner layer, which protects plant roots from light. Available in many Vacuum Square Pots and Inserts.

Product/Description	Carton Pack	Cartons/Pallet	Bulk Qty.	Color	Dimensions				Height		Volume			Tray Compatibility
					Inside Diameter Inches	cm	Outside Diameter Inches	cm	Inches	cm	Max. Dry Cu. Inch	Max. Liquid U.S.	Max. Liquid metric	
DSQVP3PF/D (03.00 Sq. Deep Vac. Pot Press Fit)	625 / 800	45 / 54	N/A	Bk	2-7/16"	6.19	2-5/8"	6.66	3-1/2"	8.89	16.00	9.00 oz	266 ml	CTS332PF(V), CTS314(V)
DSQVP325/D (03.25 Sq. Deep Vac. Pot Press Fit)	1,200	28	N/A	Bk	3-1/8"	7.93	3-1/4"	8.25	3-5/8"	9.20	27.51	15.0 oz	443 ml	CTS32518PF(V), CTS32512(V)
DSQVP325PF/D (03.25 Sq. Deep Vac. Pot)	450	54	N/A	Bk	3-1/8"	7.93	3-1/4"	8.25	3-5/8"	9.20	27.51	15.0 oz	443 ml	CTS32518PF(V), CTS32512(V)
DSQVP4PF/D (04.00 Sq. Deep Vac. Pot Press Fit)	450	54	N/A	Bk	3-5/16"	8.41	3-1/2"	8.89	3-1/2"	8.89	27.75	1.12 pt	529 ml	CTS418PF(V)
DSQVP45PF (04.50 Sq. Deep Vac. Pot Press Fit)	250 / 375	36 / 28	N/A	Bk	4"	10.16	4-1/8"	10.47	3-5/8"	9.20	43.08	1.62 pt	766 ml	CTS4515PF(V)
DSQVP45PF/D (04.50 Sq. Deep Vac. Pot Press Fit)	375	28	N/A	Bk	4"	10.16	4-1/8"	10.47	5"	12.70	59.57	1.12 qt	1.05 l	CTS4515PF(V)

Bk = Black CTS = Carry Tray Square DSQVP = Dillen Square Vacuum Pot /D = Deep PF = Press Fit (V) = Vacuum

Product/Description	Carton Pack	Cartons/Pallet	Bulk Qty.	Color	Dimensions Outside L x W		Height		Pot Compatibility
					Inches	cm	Inches	cm	
S CTS314	100	72	9,000	Bk	18-1/4" x 5-1/4"	46.35 x 13.33	2-1/2"	6.35	03.00 SQ DP VAC(V) x 14
CTS32512	100	28	4,200	Bk	19-1/2" x 6-5/8"	49.53 x 16.82	1-7/8"	4.76	03.25 SQ DP VAC(V) x12, 03.50 SQ DP TL TW(I) x 12
S CTS325PF (Press Fit)	50	36	2,100	Bk	13-1/2" x 13-1/2"	34.29 x 34.29	2-5/8"	6.66	DSQVP3PFD(V) x 25
CTS332PF (Press Fit)	50	32	2,250	Bk	21-1/8" x 10-5/8"	53.65 x 26.98	1-7/8"	4.76	DSQVP3PFD(V) x 32
CTS32518PF (Press Fit)	50	36	3,000	Bk	19-7/8" x 9-7/8"	50.48 x 25.08	1-7/8"	4.76	DSQVP325PFD(V) x 18
CTS418PF (Press Fit)	50	56	3,600	Bk	21-1/4" x 10-5/8"	53.97 x 26.98	2-3/8"	6.03	DSQVP4PFD(V) x 18
CTS4515PF (Press Fit)	50	28	2,100	Bk	21" x 12-5/8"	53.34 x 32.00	2-3/8"	6.03	DSQVP45PF(V) x 15; DSQVP45PFD(V) x 15
CTS4510PF (Press Fit)	50	44	2,200	Bk	21-1/4" x 8-5/8"	53.92 x 21.90	2"	5.08	DSQVP45PF, DSQVP45PFD(V) x 10

S = Seasonal Availability Bk = Black CTS = Carry Tray Square DP = Deep DSQVP = Dillen Square Vacuum Pot (I) = Injection PF = Press Fit STD = Standard SQ = Square TL = Tag Locator TW = Thinwall (V) = Vacuum VAC = Vacuum



Press Fit Trays provide a positive hold for pots

Two-row trays permit in-line labeling or inkjet printing

Sheet of Pots

An economical alternative to single pots . . .

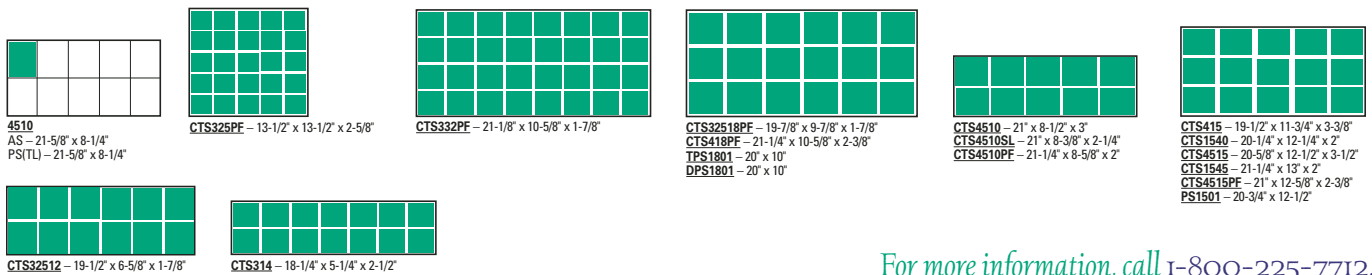
- Available in Annual sheet of 10, Perennial sheets of 10 and 18
- Perforated cuts for easy separation at retail
- Use with compatible trays for greater handling efficiencies
- Custom colors available—call for details



Product/Description	Carton Pack	Cartons/Pallet	Bulk Qty.	Color	Dimensions Outside L x W		Height	Volume			Tray Compatibility	
					Inches	cm		Max. Dry Cu. Inch	Max. Liquid U.S.	metric		
AS4510	50	44	N/A	Bk	21-5/8" x 8-1/4"	54.92 x 20.95	4"	10.16	417.60	1.43 pt	676 ml	CTS4510SR(V)
PS4510 TL	50	44	N/A	Bk	21-5/8" x 8-1/4"	54.92 x 20.95	5"	12.70	538.10	1.68 pt	794 ml	CTS4510SR(V)
TPS1801 Cut	100	36	N/A	Bk	20" x 10"	50.8 x 25.40	3-1/2"	8.89	380.56	13.0 oz	384 ml	TV1020P18(V), T Series Open Flats (V) & (I)
TPS1801 Uncut	100	36	N/A	Bk	20" x 10"	50.8 x 25.40	3-1/2"	8.89	380.56	13.0 oz	384 ml	TV1020P18(V), T Series Open Flats (V) & (I)
DPS1801 Cut	100	36	N/A	Bk	21" x 10-1/2"	53.34 x 26.67	3-1/2"	8.89	437.73	14.0 oz	414 ml	CTS418PF(V), D Series Open Flats (V) & (I)
DPS1801 Uncut	100	36	N/A	Bk	21" x 10-1/2"	53.34 x 26.67	3-1/2"	8.89	437.73	14.0 oz	414 ml	CTS418PF(V), D Series Open Flats (V) & (I)
PS1501 Deep	50	28	N/A	Bk	20-3/4" x 12-1/2"	52.70 x 31.75	4-3/4"	12.06	681.46	1.75 pt	828 ml	CTS4515(V)

AS = Annual Sheet Bk = Black CTS = Carry Tray Square D = Standard DPS = Standard Perennial Sheet (I) = Injection PF = Press Fit PS = Perennial Sheet T = True TL = Tag Locator (V) = Vacuum

Sheet of Pots



For more information, call 1-800-225-7712.

Vacuum Carrying Trays

All Dillen Vacuum Carrying Trays are manufactured with high-quality polystyrene in sheet thicknesses that provide the grower with a sturdy, rigid package. We have listened closely to our customers and developed an extensive line of pot and tray systems to meet your specific needs for round and square pots, as well as automation-friendly designs. We have two-row trays to facilitate labeling and printing; three-row trays for maximum handling efficiency; press-fit trays (see pg. 26) and snap-lock trays for ease of loading; as well as space-saving staggered trays. New additions to our tray line include several styles with the "Locator Lock" (LL) feature, which helps to lock the pot in the tray for uniform display of stick tags and offset printed logos and graphics. *Please refer to the Tray Compatibility Chart on page 33 for a complete guide on matching pots and trays.*




Square Pot Tray

Several choices for 03.00, 04.00, and 04.50 square pots


Product/Description	Carton Pack	Cartons/Pallet	Bulk Qty.	Color	Dimensions Outside L x W		Height		Pot Compatibility
					Inches	cm	Inches	cm	
Azalea Pot Trays									
CTA415	50	28	2,400	Bk	20-3/8" x 12-1/4"	51.71 x 31.11	3-1/16"	7.77	04.00 AZ TW(I) x 15
CTA58	50	36	2,500	Bk	19-7/8" x 9-7/8"	50.48 x 25.08	3-3/4"	9.52	05.00 AZ TL TW(I) x 8
CTAJ58	50	36	2,000	Bk	19-7/8" x 9-7/8"	50.48 x 25.08	4"	6.16	05.00 AZ JUM TW(I) x 8
CTA556L (Staggered)	50	36	1,800	Bk	20" x 10"	50.48 x 25.40	4-1/2"	11.43	05.50 AZ TRAD TW(I) x 6
CTA558	50	28	1,800	Bk	22" x 11"	55.88 x 27.94	4-5/8"	11.74	05.50 AZ TRAD TW(I) x 8
CTA66	50	28	1,600	Bk	18-1/2" x 12-3/8"	46.99 x 31.43	4-3/8"	11.11	06.00 AZ TW(I) x 6
CTA66L (Staggered)	50	28	1,600	Bk	20" x 11-1/4"	50.8 x 28.57	4-1/4"	10.79	06.00 Az. TW(I) x 6
CTAJ66	50	28	1,600	Bk	18-1/2" x 12-3/8"	46.49 x 31.43	4-3/4"	12.06	06.00 AZ JUM TW(I) x 6
CTAJ66L (Staggered)	50	28	1,600	Bk	20" x 11 1/4"	50.8 x 28.57	4-7/8"	12.38	06.00 AZ JUM TW(I) x 6
CTA656	50	28	2,100	Bk	19-3/16" x 13-1/4"	48.73 x 33.65	4-7/8"	12.38	06.50 AZ TW(I) x 6
CTAJ656	50	28	1,750	Bk	19-3/16" x 13-1/4"	48.73 x 33.65	5"	12.70	06.50 AZ TRAD TW(I) x 6
CTA84	50	20	1,500	Bk	17" x 17"	43.18 x 43.18	5-1/2"	13.97	08.00 AZ TW(I) x 4
Foot Print Trays									
FPA653	50	N/A	2,800	Bk	20" x 8"	50.8 x 20.32	2"	5.08	06.50 AZ TW(I) x 3
FPGA13	100	30	3,300	Bk	20" x 6-5/8"	50.8 x 16.82	2 3/4"	6.98	06.00 AZ TW(I) x 3, 06.50 AZ TW(I) x 3, 01.00 T-1 G TL TW x 3(I)
FPR63	100	44	3,300	Bk	20" x 8"	50.8 x 20.32	2"	5.08	06.00 STD TW(I) x 3
FPGA16	50	28	1,400	Bk	20" x 13"	50.8 x 33.02	2 1/2"	6.35	01.00 T-1 G TL TW(I) x 6, 01.00 T-1 G SQUAT TL SD (I) x 6
Geranium Pot Trays									
CTG4258 (Spaced)	50	36	1,800	Bk	20" x 10"	50.8 x 25.40	4-1/4"	10.79	04.25 GER TL TW(I) x 8
CTG42510	50	40	2,200	Bk	21-1/2" x 8-3/4"	54.61 x 22.22	4-1/4"	10.79	04.25 GER TL TW(I) x 10
CTG458	50	36	2,250	Bk	19-5/8" x 10"	49.84 x 25.40	4"	10.16	04.50 GER TW(I) x 8, 04.50 GER TL TW (I) x 8
CTG4512	50	24	1,750	Bk	18-1/4" x 14"	46.35 x 35.56	3-3/4"	9.52	04.50 GER TW(I), 04.50 GER TL TW(I) x 12
CTG4515	50	24	2,100	Bk	22-3/4" x 13-3/4"	57.78 x 34.92	4"	10.16	04.50 GER TW(I) x 15, 04.50 GER TRAD TW(I) x 15
Mum Pot Trays									
CTM84	50	20	1,500	Bk	17" x 17"	43.18 x 43.18	5-1/2"	13.97	08.00 x 05.00 Mum Pan TW (I) x 4




S = Seasonal Availability AS = Annual Sheet AZ = Azalea Bk = Black CTG = Carry Tray Geranium CTA = Carry Tray Azalea CTM = Carry Tray Mum CTR = Carry Tray Round CTS = Carry Tray Square DP = Deep FPG = Foot Print Geranium FPR = Foot Print Round GER = Geranium (I) = Injection JUM = Jumbo L = Long LL = Locator Lock PF = Press Fit PS = Perennial Sheet SD = Side Drain SL = Snap Lock SQ = Square STD = Standard TL = Tag Locator TRAD = Traditional TW = Thinwall (V) = Vacuum VAC = Vacuum Wh = White



CTA415 - 20-3/8" x 12-1/4" x 3-1/16"
CTA415 - 20-3/8" x 12-1/4" x 3-1/2"
CTG4515 - 22-3/4" x 13-3/4" x 4"
FPG42515 - 20" x 12-1/2" x 1-3/4"



CTA58 - 19-7/8" x 9-7/8" x 3-3/4"
CTAJ66 - 19-7/8" x 9-7/8" x 5"
CTA558 - 22" x 11" x 4-5/8"
CTG4258 - 20" x 10" x 4-1/4"
CTQ8 - 19-1/2" x 10" x 4-3/4"




CTA66L - 20" x 11-1/4" x 4-1/4"
CTAJ66L - 20" x 11-1/4" x 4-7/8"
CTA556 - 20" x 10" x 4-1/2"




CTA84 - 17" x 17" x 5-1/2"
CTM84 - 17" x 17" x 5-1/2"



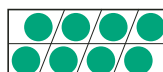
FPGA13 - 20" x 6-5/8" x 2-3/4"
FPR63 - 20" x 8" x 2"




FPR3518 - 21-1/2" x 10-1/2" x 1-1/2"



CTR46 - 12" x 8" x 3-3/4"
CTA66 - 18-1/2" x 12-3/8" x 4-3/8"
CTAJ66 - 18-1/2" x 12-3/8" x 4-3/4"
CTR66 - 18-1/2" x 12-3/8" x 5"
CTA656 - 19-3/16" x 13-1/4" x 4-7/8"
CTAJ656 - 19-3/16" x 13-1/4" x 4-7/8"
FPGA16 - 20" x 10" x 2-1/2"
CTGA16 - 20-5/8" x 13-7/8" x 7-1/8"
CTGAS16 - 20-5/8" x 13-7/8" x 6-1/4"



CTQ8L - 20" x 11-1/4" x 4-1/4"



CTQ12 - 19-1/2" x 14-3/4" x 4-3/4"



CTR4310 - 21-1/2" x 8-3/4" x 3-7/8"
CTR410 - 20" x 8" x 3-5/8"
CTG42510 - 21-1/2" x 8-3/4" x 4-1/4"



Azalea Pot Tray

Foot Print Tray

Staggered trays offer the maximum in space savings

Many trays have shallow sides to reveal labels or print images

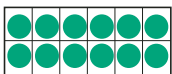
Uniformly burned holes mean consistent drainage for each cell

Sturdy sheet thickness for durable long life

Product/Description	Carton Pack	Cartons/Pallet	Bulk Qty.	Color	Dimensions Outside L x W		Height		Pot Compatibility
					Inches	cm	Inches	cm	
Standard Round Pot Trays									
CTR3512	50	36	2,600	Bk	21-1/4" x 7-1/8"	53.97 x 10.19	3-1/2"	8.89	03.50 STD TL TW(I) x 12
CTR46 (w/ DPC Handle 2)	100	54	6,800	Wh	12" x 8"	30.48 x 20.32	3-3/4"	9.52	04.00 STD TW(I) x 6
CTR410	50	44	2,750	Bk	20" x 8"	50.8 x 20.32	3-5/8"	9.20	04.00 STD TW(I) x 10
CTR415	50	28	2,400	Bk	20-3/8" x 12-1/4"	51.75 x 31.11	3-1/2"	8.89	04.00 STD TW(I) x 15
CTR66	50	28	1,600	Bk	18-1/2" x 12-3/8"	46.99 x 31.43	5"	12.70	06.00 STD TW(I) x 6
CTQ8	50	36	2,000	Bk	19-1/2" x 10"	49.53 x 25.40	4-3/4"	12.06	01.00 Q TL TW(I)
CTQ8L	50	40	2,200	Bk	21-3/4" X 8-3/4"	55.24 x 22.22	4-3/4"	12.06	01.00 Q TL TW(I)
CTQ8LL	50	36	2,000	Bk	19-1/2" x 10"	49.53 x 25.40	4-3/4"	12.06	01.00 Q TL TW(I)
CTQ12 Quart Tray	50	24	1,200	Bk	19-1/2" x 14-3/4"	49.53 x 37.46	4-3/4"	12.06	01.00 Q TL TW(I)
CTGA16	50	28	1,400	Bk	20-5/8" x 13-7/8"	52.38 x 35.24	7-1/8"	18.08	01.00 T-1 G TL TW(I) x 6
CTGAS16	50	28	1,400	Bk	20-5/8" x 13-7/8"	52.38 x 35.24	6-1/4"	15.87	01.00 T-1 G SQUAT TL SD (I) x 6
Square Pot Trays									
CTS328MA	50	36	1,800	Bk	18-1/4" x 10-1/2"	46.35 x 26.67	1-1/8"	2.85	CTS314(V) x 2
CTS32512	100	28	4,200	Bk	19-1/2" x 6-5/8"	49.53 x 16.82	1-7/8"	4.76	03.25 SQ DP VAC (V) x12, 03.50 SQ DP TL TW(I) x 12
CTS415	50	28	2,400	Bk	19-1/2" x 11-3/4"	49.53 x 29.84	3-3/8"	8.57	04.00 SQ TRAD TW(I) x 15, 04.00 SQ TL TW(I) x 15
CTS1540	50	28	1,750	Bk	20-1/4" x 12-1/4"	51.43 x 31.11	2"	5.08	04.00 SQ TRAD TW(I) x 15, 04.00 SQ TL TW(I) x 15
CTS4510SR	50	44	2,200	Bk	21" x 8-1/2"	53.34 x 21.59	3"	7.62	04.50 SQ DP TL TW(I) x 10, PS4510(V) x 1, AS4510(V) x 1, 04.50 SQ TRAD TW(I) x 10
CTS4515	50	28	2,100	Bk	20-5/8" x 12-1/2"	52.38 x 31.75	3-1/2"	8.89	04.50 SQ TRAD TW(I) x 15, 04.50 SQ TW(I) x 15, 04.50 SQ DP TL TW(I) x 15, 04.50 SQ TL TW(I) x 15
CTS1545	50	28	1,750	Bk	21-1/4" x 13"	53.97 x 33.02	2"	5.08	04.50 SQ TRAD TW(I) x 15, 04.50 SQ TW(I) x 15, 04.50 SQ DP TL TW(I) x 15, 04.50 SQ TL TW(I) x 15
CTS558	50	36	2,250	Bk	21-1/4" x 10-5/8"	53.97 x 26.98	3-7/8"	9.84	05.50 SQ DP TL TW(I)
CTS68	50	36	2,000	Bk	19-3/4" x 9-7/8"	50.16 x 25.08	3-3/4"	9.52	M-6 SQ TW(I) x 8, 05.50 JUM SQ TL TW(I) x 8
Snap Lock Trays									
CTS4510SL (Snap Lock)	50	44	2,200	Bk	21" x 8-3/8"	53.34 x 21.27	2-1/4"	5.71	04.50 SQ TW(I) x 10; 04.50 SQ TL TW(I) x 10



S = Seasonal Availability AS = Annual Sheet AZ = Azalea Bk = Black CTG = Carry Tray Geranium CTM = Carry Tray Mum CTR = Carry Tray Round CTS = Carry Tray Square DP = Deep FPG = Foot Print Geranium FPR = Foot Print Round GER = Geranium (I) = Injection JUM = Jumbo L = Long LL = Locator Lock PF = Press Fit PS = Perennial Sheet SD = Side Drain SL = Snap Lock SQ = Square STD = Standard TL = Tag Locator TRAD = Traditional TW = Thinwall (V) = Vacuum VAC = Vacuum Wh = White



CTR3512 - 21-1/4" x 7-1/8" x 3-1/2"



CTS32512 - 19-1/2" x 6-5/8" x 1-7/8"



CTS415 - 19-1/2" x 11-3/4" x 3-3/8"
 CTS1540 - 20-1/4" x 12-1/4" x 2"
 CTS4515 - 20-5/8" x 12-1/2" x 3-1/2"
 CTS1545 - 21-1/4" x 13" x 2"
 CTS4515SPE - 21" x 12-5/8" x 2-3/8"



CTS4510SR - 21" x 8-1/2" x 3"
 CTS4510SL - 21" x 8-3/8" x 2-1/4"
 CTS4510PE - 21-1/4" x 8-5/8" x 2"



CTS68 - 19-3/4" x 9-7/8" x 3-3/4"
 CTS558 - 21-1/4" x 10-5/8" x 3-7/8"

Watering Trays

Self-Watering Trays provide consistent reservoir watering to each plant and function as a shipping and display tray for merchandising.

Specialty Packs & Trays

Dillen offers a wide variety of vacuum-formed Specialty products designed to satisfy specific growing, handling or marketing requirements.

Half Packs in several sizes have become popular in the major retail stores, offering Half Flat quantities of the same product in a single unit.

Water Collectors

Made from rugged PET material, Water Collectors provide uniform moisture availability for all plants, space plants precisely, and reflect available daylight to the lower leaf canopy. Our line of Half Packs, Watering Trays, Water Collectors, and Shipping Trays provide a solution for any growing requirement.

Community watering channels ensure even irrigation of every cell

Watering Tray

Half Pack

Several configurations in both True and Slim Jim sizes

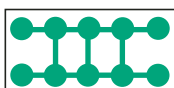
Made from tough PET for many years of effective performance

Water Collector

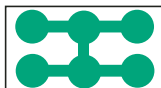


Product/Description	Carton Pack	Cartons/Pallet Qty.	Bulk Qty.	Color	Dimensions		Height Inches	Height cm	Volume		Compatibility	
					Outside L x W Inches	cm			Max. Dry Cu. Inch	Max. Liquid U.S. metric		
Vacuum Watering Trays												
DWT410	50	44	2,750	Bk	20" x 8"	50.8 x 20.32	3-5/8"	9.20			04.00 STD TW(I) x 10	
DWT66	50	28	1,800	Bk	20-1/4" x 13-1/4"	51.43 x 33.65	2-3/4"	6.98			06.00 AZ TW(I) x 6, 06.00 AZ JUM TW(I) x 6, 06.00 STD TW(I) x 6, 06.50 AZ TW(I) x 6	
DWT1GA3	50	52	4,200	Bk	20" x 6-5/8"	50.8 x 16.82	2-3/4"	6.98			01.00 T-1 G TL TW(I) x 3	
DWT1GA3LL	50	52	4,200	Bk	20" x 6-5/8"	50.8 x 16.82	2-3/4"	6.98			01.00 T-1 G TL TW(I) x 3	
DWT1GAS3	50	52	4,200	Bk	19-3/4" x 6-1/2"	50.16 x 16.51	2-3/4"	6.98			01.00 T-1 G SQUAT TL TW SD(I) x 3	
DWT1GAS3LL	50	52	4,200	Bk	19-3/4" x 6-1/2"	51.06 x 16.51	2-3/4"	6.98			01.00 T-1 G SQUAT TL TW SD(I) x 3	
Specialty Packs and Trays												
HPT108 (H)	200	36	7,200	Bk	10" x 10"	24.40 x 24.40	3-1/2"	8.89	162.42	3.00 qt	2.83 l	Accepts DPC Handle 2
HPT109	200	36	7,200	Bk	10" x 10"	24.40 x 24.40	2-5/8"	6.66	182.54	3.37 qt	3.19 l	
HPT120	200	36	7,200	Bk	10" x 10"	24.40 x 24.40	2-5/8"	6.66	151.00	2.50 qt	2.36 l	
HPSJ109	200	36	8,800	Bk	10" x 8"	24.40 x 20.32	3"	7.62	154.91	2.81 qt	2.66 l	
HPSJ120 (H)	200	36	10,800	Bk	10" x 8"	24.40 x 20.32	3"	7.62	133.70	1.87 qt	1.76 l	Accepts DPC Handle 2
Vacuum Display/Shipping Trays												
KG1 (15 Cavity Display/Shipping Tray)	50	36	2,800	Bk	23" x 14"	58.42 x 35.56	2-1/2"	6.35			04.00 Deko(I), 04.00 Tall Deko(I), 04.00 Color Pot(I)	
KG2 (15 Cavity Display/Shipping Tray)	50	36	2,800	Bk	23" x 14"	58.42 x 35.56	2-1/2"	6.35			04.00 Color Pot w/Saucer(I)	
KG2 HD (Heavy Duty, 15 Cavity Display/Shipping Tray)	50	24	1,400	Bk	23" x 14"	58.42 x 35.56	2-1/2"	6.35			04.00 Color Pot w/Saucer(I)	
KG3 (8 Cavity Display/Shipping Tray)	100	36	3,600	Bk	20" x 10"	50.8 x 24.40	2"	5.08			04.00 Deko(I), 04.00 Tall Deko(I), 04.00 Color Pot(I)	
Water Collectors												
DWC88 (2 x 3 = 6) (8" spacing)	150	20	N/A	Wh	24" x 16"	60.96 x 40.64	3/4"	1.90			04.00 & 05.00 Pots	
DWC10512 (1 x 3 = 3) (10-1/2" spacing)	150	12	N/A	Wh	31-1/2" x 12"	80.01 x 30.48	1-1/4"	3.17			06.00 Pot	
DWC1212 (2 x 2 = 4) (12" spacing)	75	20	N/A	Wh	24" x 24"	60.96 x 60.96	1-1/4"	3.17			06.00 Pot	
DWC2020 (1) (20" spacing)	75	20	N/A	Wh	20" x 20"	50.8 x 50.8	1-1/4"	3.17			08.00 Pot	

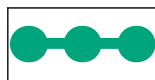
= Seasonal Availability AZ = Azalea Bk = Black DWC = Dillen Water Collector DWT = Dillen Water Tray (H) = Handle Hole HPSJ = Half Pack Slim Jim HPT = Half Pack True (I) = Injection JUM = Jumbo SD = Side Drain STD = Standard T = Trade TL = Tag Locator TRAD = Traditional TW = Thinwall Wh = White




DWT410
20" x 8" x 3-5/8"
Holds 10 x 4" Std. Pots




DWT66 - 20-1/4" x 13-1/4" x 2-3/4"
Holds 6 x 06.00 or 06.50 Azalea or 6 x 06.00 Std. Pots



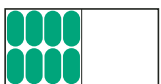
DWT1GA3 - 20" x 6-5/8" x 2-3/4"
Holds 3 x T-1 G TL TW
DWT1GAS3 - 19-3/4" x 6-1/2" x 2-3/4"
DWT1GAS3LL - 19-3/4" x 6-1/2" x 2-3/4"



KG1 - 23" x 14" x 2-1/2"
KG2 - 23" x 14" x 2-1/2"
KG2HD - 23" x 14" x 2-1/2"



KG3 - 20" x 10" x 2"



HPT108 - 10" x 10" x 3-1/2"



HPT109 - 10" x 10" x 2-5/8"
HPSJ109 - 10" x 8" x 3"



HPT120 - 10" x 10" x 2-5/8"
HPSJ120 - 10" x 8" x 3"

Vacuum Flats

Dillen manufactures a diverse range of Vacuum Flats for most series of Vacuum Inserts. Included are the Standard, True (shallow and full depth), Slim Jim (short), Skinny Minnie and Space Saver series. Manufactured from a quality blend of polystyrene, our flats are of sturdy gauge material and can be ordered with a variety of rib configurations, depending on your specific growing requirements. All flats are available in both cartons and bulk pallet quantities.

Full depth flats for strength when filling and stacking

Standard Flat

Wide variety of rib configurations for solid holding of inserts

True Flat

Slim Jim size flats in low-side version for in-flat labeling


Slim Jim Flat

Product/Description	Carton Pack	Cartons/Pallet	Bulk Qty.	Color	Dimensions Outside L x W		Height		Compatibility
					Inches	cm	Inches	cm	
Standard Flats									
DVF1020 - /R, /R6 & /R8	100	36	3,600	Bk	21" x 10-1/2"	53.34 x 26.67	2-3/8"	6.03	D Series Inserts
True Flats									
TV1020 - /R, /R6, /R8, /R10 & /R12	100	36	3,600	Bk	20" x 10"	50.8 x 25.40	2"	5.08	T Series Inserts
TV1020R3	100	36	3,600	Bk	20" x 10"	50.8 x 25.40	2"	5.08	T306BP(H) x 3(V)
TVF1020 - /R, /R6, /R8, /R10 & /R12 (Full Depth)	100	36	3,600	Bk	20" x 10"	50.8 x 25.40	2-5/8"	6.66	T Series Inserts
Slim Jim Flats									
SJV8520 - /R6, /R8 & /R12	100	44	4,400	Bk	20" x 8-1/2"	50.8 x 21.59	2-1/2"	6.35	Slim Jim Series Inserts
Skinny Minnie Flats									
SMV820 - /R2, /R3, /R4 & /R20	100	44	4,400	Bk	20" x 8"	50.8 x 20.32	2"	5.08	Skinny Minnie Series Inserts
Space Saver Flats									
SSV918	100	36	3,600	Bk	18" x 9"	45.72 x 22.86	2"	5.08	Space Saver Inserts
Specialty Flats									
TV1020P18	100	36	3,600	Bk	20" x 10"	50.8 x 25.40	2"	5.08	TPS1801(V)


S = Seasonal Availability Bk = Black DVF = Standard Vacuum Full Depth (H) = Handle Hole R = Ribs SJV = Slim Jim Vacuum SMV = Skinny Minnie Vacuum SSV = Space Saver Vacuum T = True TV = True Vacuum TVF = True Vacuum Full Depth (V) = Vacuum



No Ribs
 STD - 21" x 10-1/2" x 2-3/8"
 True - 20" x 10" x 2"
 True F - 20" x 10" x 2-5/8"
 Slim Jim S - 20" x 8-1/2" x 2-1/2"



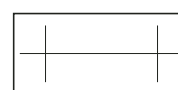
R
 STD - 21" x 10-1/2" x 2-3/8"
 True - 20" x 10" x 2"
 True F - 20" x 10" x 2-5/8"




R2
 Skinny Minnie - 20" x 8" x 2"




R3
 True - 20" x 10" x 2"



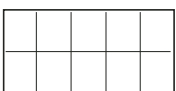
R4
 Skinny Minnie - 20" x 8" x 2"



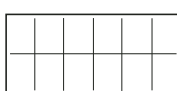
R6
 STD - 21" x 10-1/2" x 2-3/8"
 True - 20" x 10" x 2"
 True F - 20" x 10" x 2-5/8"
 Slim Jim S - 20" x 8-1/2" x 2-1/2"



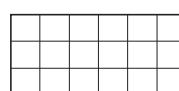
R8
 STD - 21" x 10-1/2" x 2-3/8"
 True - 20" x 10" x 2"
 True F - 20" x 10" x 2-5/8"
 Slim Jim S - 20" x 8-1/2" x 2-1/2"



R10
 STD - 21" x 10-1/2" x 2-3/8"
 True - 20" x 10" x 2"
 True F - 20" x 10" x 2-5/8"



R12
 True - 20" x 10" x 2-1/2"
 Slim Jim S - 20" x 8-1/2" x 2-1/2"
 True F - 20" x 10" x 2-5/8"



P18
 TV1020P18 - 20" x 10" x 2"



R20
 Skinny Minnie - 20" x 8" x 2"

Vacuum Propagation Sheets, Strips, & Flats

The Vacuum Propagation Sheet line at Dillen has grown to cover the most frequently requested sizes. Cell configurations in both round and square shapes are designed to provide an excellent rooting system for soft annuals, foliage or woody ornamentals. The DPS72P and DPS75 Strip Sheets are excellent choices for rooting and shipping geraniums, New Guinea impatiens or poinsettias. These products offer the option of separating the strips and providing additional growing space for the crop. A sectioned Carry Tray is available for the DPS60 and DPS72 Strip. Dillen Propagation Trays are made from high quality polystyrene in a thickness that stands up to repeated use, while still economical in price. All cells have burned drainage holes for consistent drainage.



DPS75
Strip

Strip sheets
separate
to provide
growing
space



NEW!
2006 **DPF 102**
Propagation Flat


Please see page 23 for more information on the new compatible Hex Vacuum Plug Trays.

DPS40 Propagation
Sheet

Matching
carry tray for
the DPS60 Strip
and DPS72 Strip

Propagation
Flat shown with
DPS72 Strip


Community
watering
channels in
many sizes




DPS72
Propagation
Sheet

Product/Description	Carton Pack	Cartons/Pallet	Color	Dimensions Outside L x W		Height		Volume		Cell Diameter Top		Configuration
				Inches	cm	Inches	cm	Cu. Inch	Liters	Inches	cm	
Propagation Sheets												
DPS24 (Round Cell)	100	36	Bk	20-3/4" x 10-5/16"	52.70 x 26.19	2-3/8"	6.03	211.32	3.46	2-3/8"	6.02	
DPS38 (Round Cell)	100	36	Bk	20-3/4" x 10-5/16"	52.70 x 26.19	2-3/8"	6.03	289.06	4.74	2-3/16"	5.56	
DPS40 (Heavy Gauge Square Cell)	100	36	Bk	20-3/4" x 10-5/16"	52.70 x 26.19	2-3/4"	6.98	302.60	4.96	1-11/16"	4.29	4 x 10
DPS50 (Round Cell)	100	36	Bk	20-3/4" x 10-5/16"	52.70 x 26.19	2-3/8"	6.03	261.21	4.28	1-7/8"	4.75	5 x 10
DPS60 (Heavy Gauge Square Cell)	100	36	Bk	20-3/4" x 10-5/16"	52.70 x 26.19	2-3/4"	6.98	294.48	4.83	1-5/8"	4.11	5 x 12
DPS72 (Round Cell)	100	36	Bk	20-3/4" x 10-5/16"	52.70 x 26.19	2-3/8"	6.03	203.64	3.34	1-7/16"	3.66	6 x 12
DPS98 (Round Cell)	100	36	Bk	20-3/4" x 10-5/16"	52.70 x 26.19	1-9/16"	3.96	170.88	2.80	1-5/16"	3.33	7 x 14
Propagation Strip Sheets												
DPS60P Strip (Propagation Strip 6 x 10, Square Cell)	75	36	Bk	20" x 10"	50.8 x 25.40	3"	7.62	206.90	3.39	1-1/4"	3.17	1 x 10
DPS72P Strip (Propagation Strip 6 x 12, Square Cell)	75	36	Bk	20" x 10"	50.8 x 25.40	2-1/8"	5.39	169.68	2.78	1-1/4"	3.17	1 x 12
DPS75 Strip (Propagation Strip 3 x 25, Square Cell)	50	36	Bk	20" x 9-3/8"	50.8 x 23.81	1-3/4"	4.44	122.49	2.01	1-1/8"	2.84	3 x 25
Propagation Flat												
DPF72	75	36	Bk	20" x 10"	50.8 x 25.40	1-15/16"	4.92	N/A	N/A	N/A	N/A	DPS72 Strip(V), DPS60 Strip(V)
DPF102	50	56	Bk	21-1/2" x 10-1/2"	54.61 x 26.67	1-3/8"	3.50	N/A	N/A	N/A	N/A	DVPT17HX


Bk = Black DPS = Dillen Propagation Sheet DPF = Dillen Propagation Flat (V) = Vacuum




DPS24 - 20-3/4" x 10-5/16" x 2-3/8"



DPS38 - 20-3/4" x 10-5/16" x 2-3/8"




DPS40 - 20-3/4" x 10-5/16" x 2-3/4"




DPS50 - 20-3/4" x 10-5/16" x 2-3/8"




DPS60 - 20-3/4" x 10-5/16" x 2-3/4"



DPS60 Strip - 20" x 10" x 3"




DPS72 Strip - 20" x 10" x 3"
6 strips of 12 cells each



DPS72 - 20-3/4" x 10-5/16" x 2-3/8"



DPS75 Strip - 20" x 9-3/8" x 1-3/4"



DPS98 - 20-3/4" x 10-5/16" x 1-9/16"

Carrying Tray & Container Compatibility Chart

Container	Tray	Container	Tray
DSQVP3PF/D (32)(V)	CTS314(V), CTS332PF(V)	05.00 AZ JUMBO TW	CTAJ58(V), 5/8/5 IST(I)
DSQVP3PF/D (25)(V)	CTS325PF(V)	05.00 AZ TALL TW	5/8/5 IST (I)
DSQVP325/D (V)	CTS32512(V)	05.50 SQ JUMBO TL TW	CTS68(V), LTWT T(I), MEDWT T(I)
DSQVP325PF/D (V)	CTS32518PF(V)	05.50 SQ DEEP PER TL TW	CTS558(V), 05.50 SQ R6 CARRYALL(I)
03.50 STD TL TW	CTR3512(V)	05.50 AZ TRAD TW	CTA556(V), CTA558(V), 5.5/8/5.5IST(I), 5.5/6/5.5LIST (I), LTWT1020(I), MEDWT1020(I)
03.50 SQ TRAD TW	LTWT1020(I), MEDWT1020(I) HVYWT1020(I), JR. MARKET BASKET	M-6 SQ TW	CTS68(V), LTWT T(I), MEDWT T(I)
03.50 SQ DEEP PER TL TW	CTS32512(V) CTS32518PF(V)	06.00 AZ TW	CTA66(V), CTA66L(V), DWT66(V), SUNNYSIDE(I), 6/6/8 IST, 6/6/10 IST 1&2(I), FPA63(V), 6J/6/10L IST(I)
04.00 AZ TW	CTA415(V), KG1, KG3(V) 4/10/4IST(I), 4/12/8 IST(I), 4/15/4 IST(I)	06.00 AZ JUMBO TW	CTAJ66L(V), CTAJ66(V), 6/6/8 IST(I), 6/6/10 IST 1&2(I), SUNNYSIDE(I)
04.00 COLOR POT	KG1, KG3(V), 4/12/8 IST(I)	06.00 COLOR POT TL	SUNNYSIDE(I), 06.50, 04.00 CARRYALL(I), 6/6/10 IST 1&2(I)
04.00 COLOR POT W/SCR	KG2(V)	06.00 STD TW	CTR66(V), SUNNYSIDE(I), 6/6/8 IST(I), 6/6/10 IST#1 & #2(I), FPR63(V)
04.00 DEKO COVER	KG1, KG3(V)	06.50 AZ TW	CTA656(V), 06.50 CARRYALL(I), 1G/6/10 IST(I)
04.00 GER TRAD TW	4/10/4IST(I), 4/12/8 IST (I), 4/15/4 IST(I)	06.50 AZ TRAD TW	CTAJ656(V), 06.50 CARRYALL(I)
04.00 TALL DEKO COVER	KG1, KG3(V)	08.00 AZ TW	CTA84(V)
04.00 STD TW	CTR410(V), CTR415(V), CTR46(V), DWT410(V), KG1, KG3(V), 04.00 CARRYALL(I), 4/10/4IST(I), 4/12/8/ IST(I), 4/15/4 IST(I)	08.00x05.00 MUM PAN TW	CTM84(V)
04.00 SQ TL TW	CTS415(V), CTS1540(V), 04.00 CARRYALL(I)	01.00 Q PER POT TL TW (CTQ8(V), CTQ8LL(V), CTQ8L(V), CTQ12(V), 1Q/8/5 IST(I)	
DSQVP4PF/D (V)	CTS418PF(V)	01.00 T1G TL TW	FPGA16(V), 1G/6/10 IST(I), DWT1GA3(V), DWT1GA3LL(V), FPGA13(V), CTGA16(V)
04.00 SQ TRAD TW	CTS415(V), CTS1540(V) 04.00 MARKET BASKET, 04.00 CARRYALL(I)	01.00 T1G SQUAT TL TW SD	FPGA16(V), DWT1GAS3(V), DWT1GAS3LL (V), CTGAS16(V)
04.00 SQ DEEP PER TW	CTS415(V), 04.00 CARRYALL(I), CTS1540(V)	AS4510 (V)	CTS4510SR(V)
04.25 GER TL TW	CTG42510(V), CTG4258(V), 04.25x16.00 TEMPLATE (I) West Coast Only	TPS1801 DEEP (V)	TV1020P18(V), LTWT T(I), MEDWT T(I)
04.50 SQ DEEP PER TL TW	CTS4510SR(V), CTS1545(V), 04.50 CARRYALL(I) CTS4515(V), CTS4515PF(V), 04.50 CARRYALL(I), CTS1545(V)	DPS1801(V)	CTS418PF, LTWT, MEDWT, HVYWT FLATS(I)
04.50 SQ TL TW	CTS4515(V), CTS4515PF(V), 04.50 CARRYALL(I), CTS1545(V)	PS1501	CTS4515(V)
04.50 SQ TW	CTS4510SL(V), CTS4515(V), CTS1545(V), 04.50 CARRYALL(I)	PS4510 TL (V)	CTS4510SR(V)
04.50 SQ TRAD TW	CTS4510SR(V), CTS4515(V), CTS1545(V), 04.50 CARRYALL(I)		
DSQVP45PF (V)	CTS4510PF(V), CTS4515PF(V)		
DSQVP45PF/D (V)	CTS4515PF(V), CTS4510PF(V)		
04.50 GER TW, 04.50 GER TL TW	CTG4515(V), KG1(V), CTG4512(V) 4.5/12/8 IST(I), CTG458(V)		
04.50 GER TRAD TW	CTG4515(V), KG2(V), 4.5/12/8 IST(I)		
05.00 AZ TW	CTA58(V), 5/8/5 IST(I)		

AS = Annual Sheet AZ = Azalea CTA = Carry Tray Azalea CTG = Carry Tray Geranium CTM = Carry Tray Mum CTR = Carry Tray Round CTS = Carry Tray Square /D = Deep DPS = Standard Perennial Sheet
 DSQVP = Dillen Square Vacuum Pot DWT = Dillen Water Tray FPG = Foot Print Geranium FPR = Foot Print Round GER = Geranium HB = Hanging Basket HVWT = Heavyweight (I) = Injection IST = Injection
 Shuttle Tray LTWT = Lightweight MEDWT = Mediumweight PER = Perennial PF = Press Fit PS = Perennial Sheet SCR = Saucer SL = Saucerless SL = Snap Lock SQ = Square STD = Standard T = True
 TPS = True Perennial Sheet TL = Tag Locator TRAD = Traditional TV = True Vacuum TW = Thinwall (V) = Vacuum WS = With Saucer

Manufacturing in Ohio & Nevada

The main facility for Dillen Products is designated as the “Grower Division” and houses our corporate offices, sales offices, tool room, machine shop, printing and labeling room, traffic department, and most of the high speed and robotic equipment. With more than 238,000 square-feet of production and warehouse space, it is the largest facility within the Dillen campus.



Dillen Products
Grower Division - Middlefield, OH

Dillen Products’ “Retail Division” manufactures and warehouses its products in a separate 72,000 square-foot facility. All Dillen manufacturing is on a 24/7 basis to service our customers’ needs.



Dillen Products
Retail Division - Middlefield, OH

The “Vacuum Division” has grown quickly and encompasses more than 110,000 square-feet to produce and warehouse its many products. All Ohio facilities are conveniently located within one campus, which helps facilitate transportation, communication, and a determined group environment and effort to service customers.



Dillen Products
Vacuum Division - Middlefield, OH

Dillen’s Sparks, Nevada, facility encompasses 200,000 square-feet of manufacturing, office, and warehouse space. High-speed, injection-molding machines and top-of-the-line auxiliary equipment provide the same level of support and quality growers have come to expect from Dillen.



Dillen Products, Inc.
Nevada Division - Sparks, NV

Partners Serving the Entire Horticultural Container Market...

Dillen, Listo, Akro-Mils Lawn & Garden, and Pro Cal— the horticultural container companies of Myers Industries, Inc. that create a “single source supply chain” for the entire horticultural marketplace. Unmatched by any other North American competitor, our combined strengths deliver the best innovation, selection, quality, and service to meet the demands of growers, retailers, and consumers. *Together, we’re working to grow your business!*



www.procalpots.com

Based in South Gate, California, Pro Cal manufactures injection-molded and pressure-formed nursery containers. Pro Cal also brings to the industry its unique picturePot™ process, which forms and prints containers with vibrant colors and photographic quality images at speeds unmatched in the horticultural container industry. Developed by Pro Cal, the innovation reflects a commitment to satisfy the growing need for plant packaging, branding, and merchandising programs. Pro Cal products will be marketed and sold coast-to-coast through Dillen and its extensive network of North American distributors.



www.listoproducts.com

Listo is well-known in North America for innovation in the design and molding of elegant, decorative resin planters. Exclusive molding and finishing techniques including texturing and embossing, aging and color effects, and unique shapes all combine to create planters with distinct, unequalled style— with the affordability and convenience of lightweight, durable resin. Complement your beautiful plants with beautiful Listo planters, bowls, hanging baskets, urns, and window boxes— designed for growers, retailers, and consumers.



www.akro-mils.com

Add a touch of elegance to the home, patio, or garden with Akro-Mils Lawn & Garden Products’ stylish indoor and outdoor pots and planters. Akro-Mils also produces the Nature Scene™ line of birdfeeders, birdhouses, and birdbaths, as well as a variety of garden accessories such as watering cans and attractive hose pots.



Myers Industries (NYSE: MYE) is an international manufacturer of polymer products for industrial, agricultural, automotive, commercial, and consumer markets— www.myersind.com



Dillen Commitment

We are a company comprised of people who recognize the importance of a total team effort and are dedicated to producing innovative products for the horticultural industry. We back those products up with extraordinary service and a concentration on total value and integrity in everything we do. Our overall commitment is to be the exceptional low-cost/high-quality producer of innovative horticultural containers in North America.

Grow with the Leader

DILLEN[™]
PRODUCTS

Dillen Products • 15150 Madison Road • P.O. Box 738 • Middlefield, Ohio 44062-0738
Toll-Free: (800) 225-7712 • Phone: (440) 632-0230 • Sales Fax: (440) 632-5093 www.dillen.com • E-mail: sales@dillen.com